LIGHTING SCHEDULE

FIXTURE No.	WATTS	STYLE	MANUFACTURER
A	100	CEILING MOUNTED CAT. No. 3943 & 3900A	KENALL
B	100	MERCURY VAPOLET WALL MOUNTED, CAT. No. IL 100-120	BENJAMIN

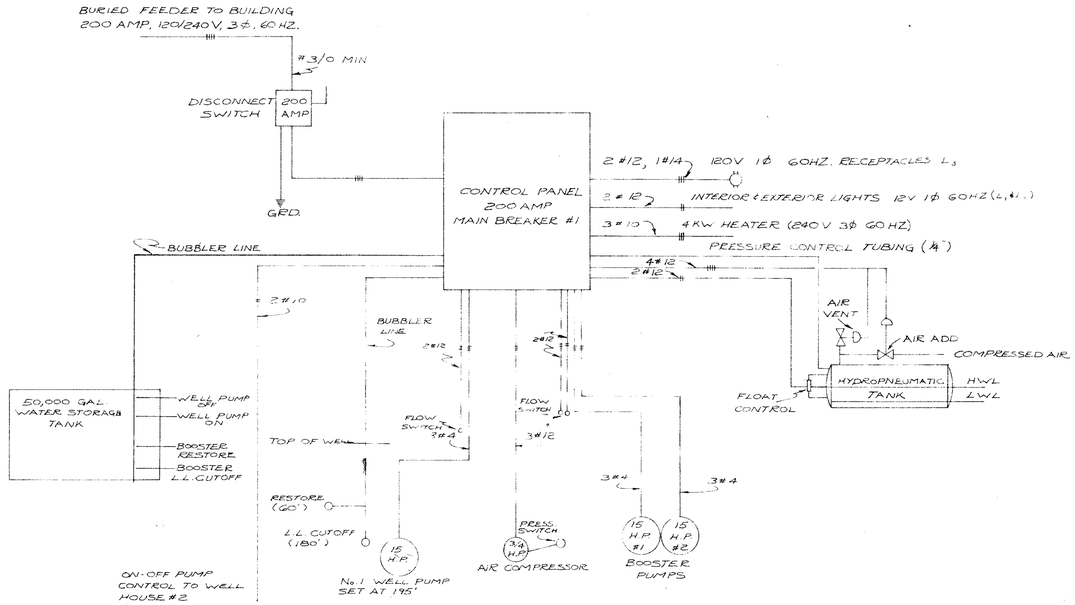

ELECTRICAL SCHEMATIC PUMP HOUSE No. 1
NO SCALE

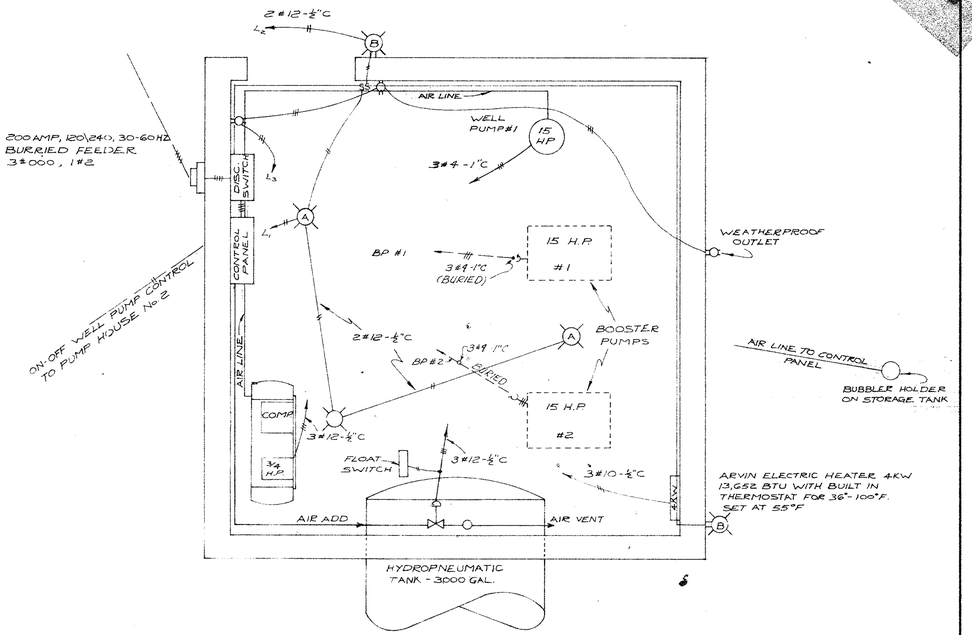

ELECTRICAL - PUMP HOUSE No. 1
SCALE: ½" = 1'-0"

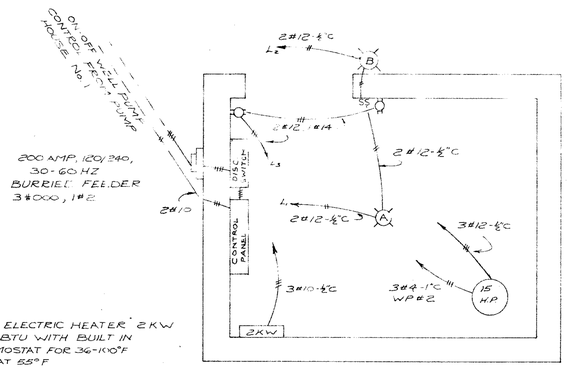

ELECTRICAL - PUMP HOUSE No. 2
SCALE: ½" = 1'-0"

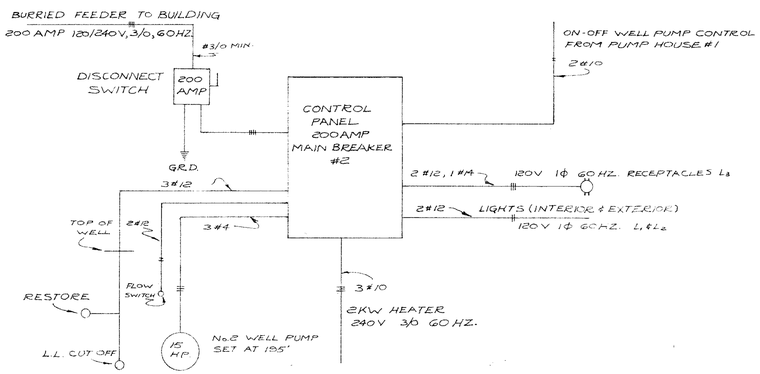

ELECTRICAL SCHEMATIC PUMP HOUSE No. 2
NO SCALE

ELECTRICAL NOTES

1. ALL EQUIPMENT SHALL BE GROUNDED ACCORDING TO THE NATIONAL ELECTRIC CODE
2. THE LOCATION OF LIGHT FIXTURES MAY BE REASONABLY MOVED TO ACCOMODATE INSTALLATION
3. ALL INSTALLATIONS SHALL CONFORM TO THE NATIONAL ELECTRIC CODE AND APPLICABLE LOCAL CODES
4. CONDUIT RUNS ARE SHOWN IN GENERAL. THE DRAWINGS ARE DIAGRAMMATIC ONLY, EXCEPT WHERE SPECIFICALLY DIMENSIONED ALL WORK SHALL BE ACCURATELY LAID OUT IN COOPERATION WITH OTHER TRADES TO AVOID CONFLICTS AND MAINTAIN MAXIMUM ACCESSIBILITY AND HEADROOM.

WELL PUMP CONTROL

1. LEVEL IN WATER STORAGE TANK CONTROLS THE SUBMERSIBLE WELL PUMPS (No. 1 & No. 2) TO MAINTAIN LIQUID LEVEL IN STORAGE TANK. WELL PUMP No. 2 CONTROLLED VIA BURRIED REMOTE WIRING FROM PUMP HOUSE #1.
2. WELL PUMP No. 1 HAS LOW LEVEL CUT-OFF AND RESTORE BUBBLERS WHICH WILL PREVENT WELL PUMP OPERATION IF DRAWDOWN FALLS TO 180' DEPTH. No. 1 PUMP RESTORE IS SET AT 60'. WELL PUMP No. 2 HAS LOW LEVEL CUT-OFF AND RESTORE PROBES WHICH WILL PREVENT WELL PUMP OPERATION IF DRAWDOWN FALLS TO 180' DEPTH. No. 2 PUMP RESTORE IS SET AT 60'
3. ALL PROBES ARE TO HAVE SOLID ROD ELECTRODES

HYDROPNEUMATIC TANK CONTROL

1. BOOSTER PUMP OPERATION IS CONTROLLED BY LEVEL AND PRESSURE IN THE HYDROPNEUMATIC TANK. THE FLOAT SWITCH STOPS THE PUMP AT HIGH WATER LEVEL. THE PRESSURE SWITCH ADDS AIR TO RESTORE THE SYSTEM PRESSURE TO 65 PSIG.
2. BOOSTER PUMP START-STOP IS AUTOMATICALLY ALTERNATED EACH PUMP CYCLE. BOTH BOOSTER PUMPS WILL OPERATE IF SYSTEM PRESSURE FALLS BELOW 25 P.S.I.G.
3. THE PRESSURE SWITCH ON RECEIVER WILL CONTROL THE COMPRESSOR OPERATION
4. BOOSTER PUMP OPERATION WILL BE CONTROLLED BY LOW LEVEL PROBES IN THE WATER STORAGE TANK WHICH WILL CUT OFF AND RESTORE BOOSTER PUMPS

ELECTRICAL PUMP HOUSE No. 1 & PUMP HOUSE No. 2		
SCALE: AS NOTED	APPROVED BY:	DRAWN BY CET
DATE: JAN 16 1976		REVISED
WILDWOOD FARMS WATER PROJECT		
CHARLES C. TOWNES & ASSOCIATES ENGINEERS, PLANNERS, LAND SURVEYORS COLONIAL HEIGHTS, VIRGINIA		DRAWING NUMBER 9 of 10

24X36 PRINTED ON NO. 1000H CLEARPRINT