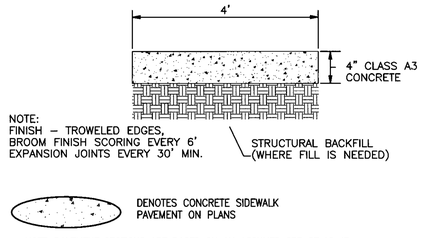

1 CONCRETE SIDEWALK DETAIL
No Scale

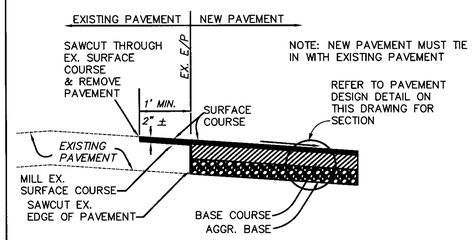

2 VDOT LAP JOINT DETAIL
No Scale

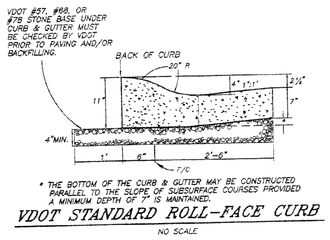

3 VDOT STANDARD ROLL-FACE CURB
No Scale

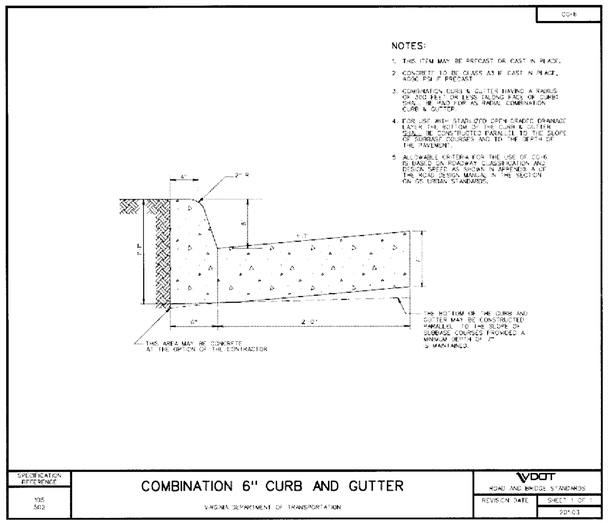

4 VDOT STANDARD CG-6
No Scale

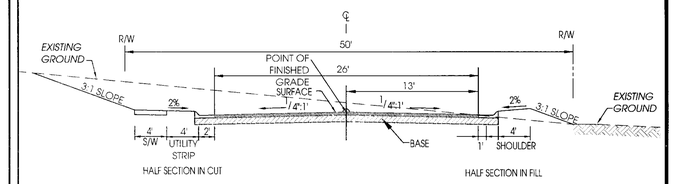

TYPICAL ROADWAY SECTION
NOT TO SCALE

MINIMUM PAVEMENT DESIGN REQUIREMENT		
SUBBASE	BASE	SURFACE
9" 21A STONE	2" IM-1A	1.5" SM-9.5A ASPHALT

DENOTES ASPHALT PAVEMENT ON PLANS

NOTES:
1. 1 1/2:1 SLOPES PERMISSIBLE WITH ADEQUATE SLOPE PROTECTION, SUITABLE SOILS AND WHERE A HARDSHIP IS DEMONSTRATED.
2. VDOT STANDARD CO-1 & CO-2 UNDERDRAINS SHALL BE INSTALLED WHERE REQUIRED BY THE COUNTY ENGINEER.
3. WHEN ROLL FACE CURB AND GUTTER IS USED, DRIVEWAYS SHALL BE GRADED TO PRECLUDE GRAVEL FROM WASHING INTO ROADWAY.

5 TYPICAL ROADWAY SECTION
No Scale

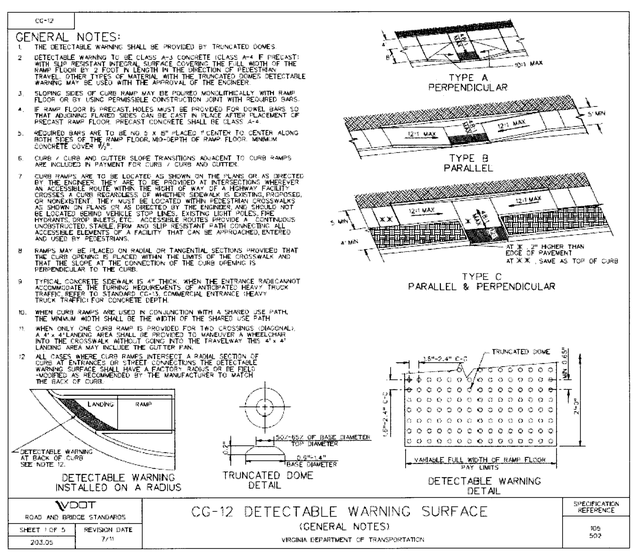

6 CG-12 DETECTABLE WARNING SURFACE
No Scale

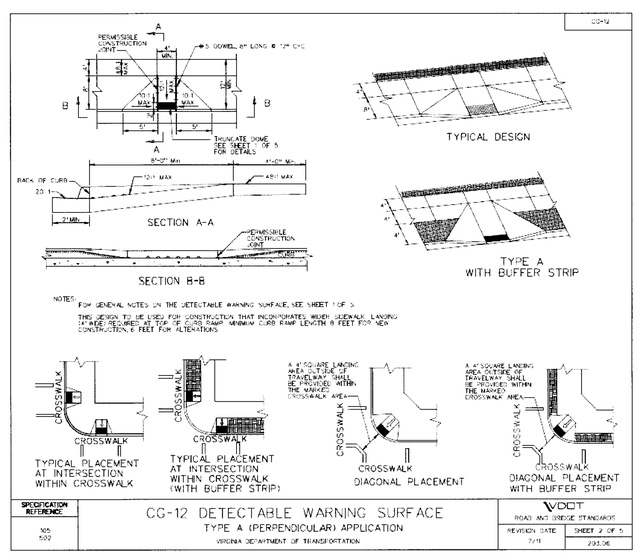

7 CURB OPENING AND FLUME DETAIL
No Scale

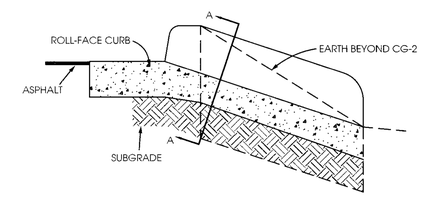

FLUME SECTION

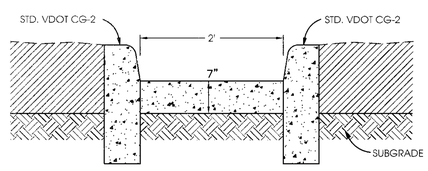

SECTION A-A

sekivsolutions
OPTIMIZING YOUR DEVELOPMENT WORLD
14207 POND CHASE PLACE | MIDLOTHIAN, VA | 23113
TELEPHONE NO. 804.938.8864 | www.sekivsolutions.com

QUALITY ASSURANCE : STUART LITTLE
PROJECT MANAGER : CHRIS THOMPSON
PROJECT NO. : 10106
SCALE : AS SHOWN

COMMONWEALTH OF VIRGINIA
Stuart G. Little
Lic. No. 39974
04/7/14
PROFESSIONAL ENGINEER

DATE : APRIL 7, 2014

REVISION BLOCK

DATE	DESCRIPTION
-	-

MWC DEVELOPMENT, LLC
P.O. BOX 694
PRINCE GEORGE, VA 23875
CONTACT: KRIS CUTLER

TINSLEY CHARTER SUBDIVISION - SECTIONS 6, 7 AND 8

GENERAL DETAILS

SHEET NO.
C3.1