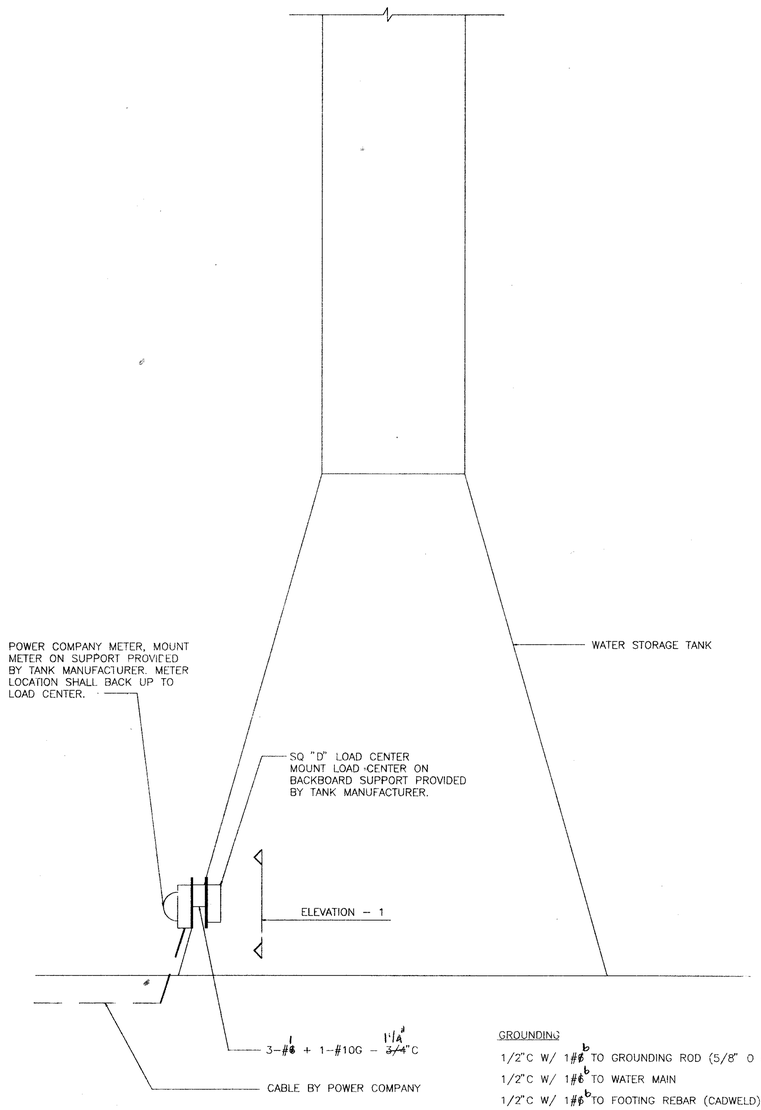

GROUNDING

1/2"C W/ 1#6b TO GROUNDING ROD (5/8" O x 8'

1/2"C W/ 1#6b TO WATER MAIN

1/2"C W/ 1#6b TO FOOTING REBAR (CADWELD)

WATER TOWER RISER DIAGRAM

NOT TO SCALE

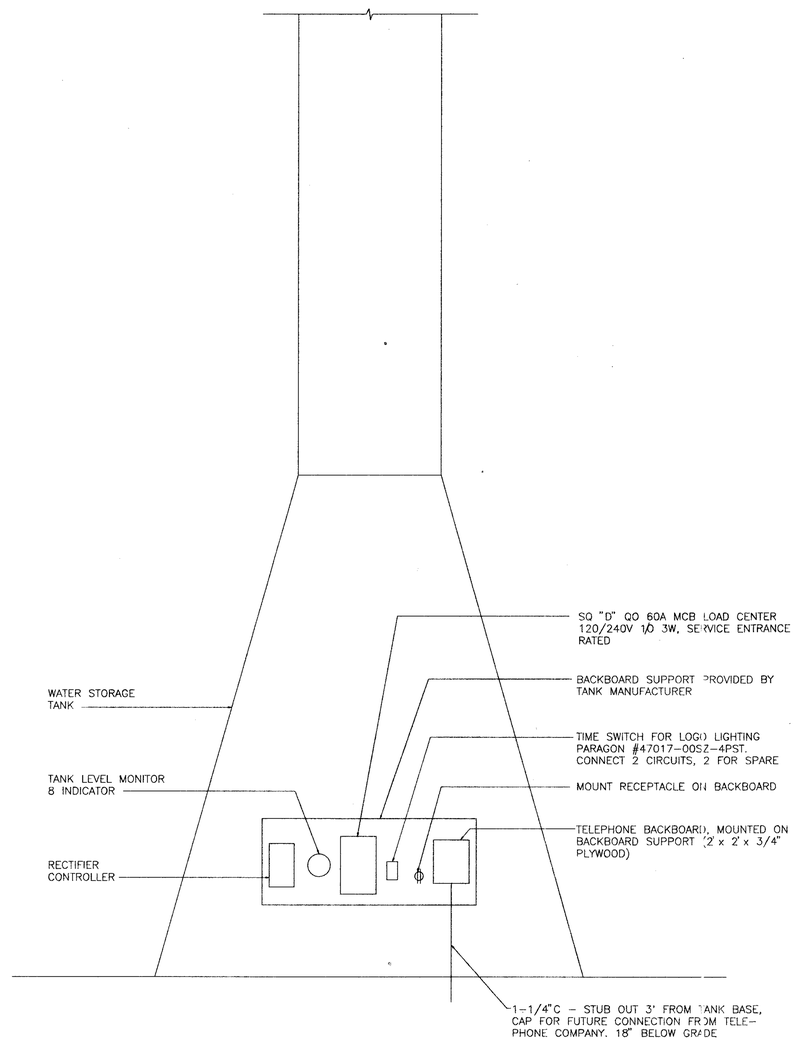

ELEVATION – 1

NOT TO SCALE

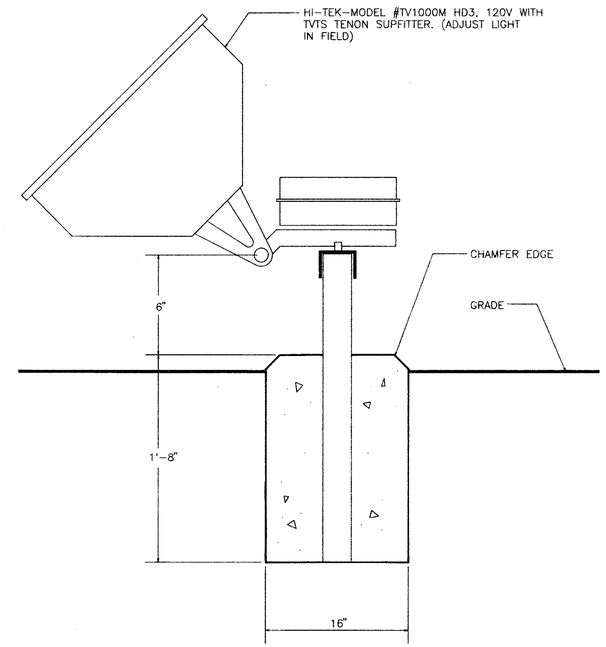

NOTE

RUN TYPE U.F. CABLE TO FIXTURES FROM LOAD CENTER (CKT's 3 & 5) VIA TIME SWITCH.

EXTERIOR LIGHT BASE DETAIL

NOT TO SCALE

PANELBOARD 120/240, 1Ø, 3W S/N, GROUND BUS — SURFACE MOUNTED
TYPE SQ "D" QO CIRCUIT BREAKER LOAD CENTER — 22,000 AIC
CONNECTED LOAD 5.9 KW — 12 POLE, WATER TOWER

CIRCUIT NO	CONNECT TO	CIRCUIT BREAKER POLES	AMPS	FRAME	60 A MCB 100 A B	FRAME	AMP	POLES	CONNECT TO	CIRCUIT NO
1	CATHODIC PROTECTION	1	30	QO		QO	20	1	INTERIOR LIGHTING	2
3	LOGO LIGHTING	1	20	QO		QO	20	1	EXTERIOR LIGHTING	4
5	LOGO LIGHTING	1	20	QO		QO	20	1	RECEPTACLE	6
7	SPARE	1	20	QO		QO	20	1	SPARE	8

COMMONWEALTH OF VIRGINIA — FREDERICK T. M. PRIBBLE — No. 10055 — PROFESSIONAL ENGINEER

DRAPER – ADEN ASSOCIATES, INC. CONSULTING ENGINEERS RICHMOND, VIRGINIA	DESIGNED FTP DRAWN HLJ CHECKED JNL DATE 5/20/88	TEMPLE AVENUE WATER LINE EXTENSION ELECTRICAL DETAILS COUNTY OF PRINCE GEORGE, VIRGINIA	REVISIONS:	SCALE: AS NOTED PLAN Nº T-20057 11	SHEET 5 OF 5

american blueprint of columbia