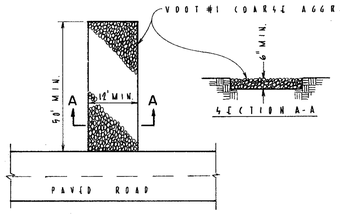

(CE) DETAIL - CONSTRUCTION ENTRANCE
(NOT TO SCALE)

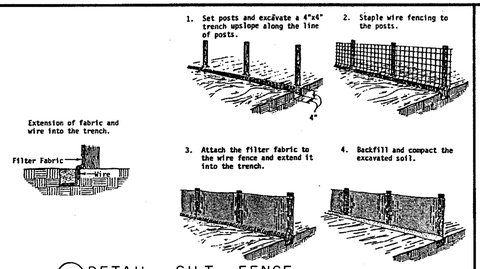

(SF) DETAIL - SILT FENCE
(NOT TO SCALE)

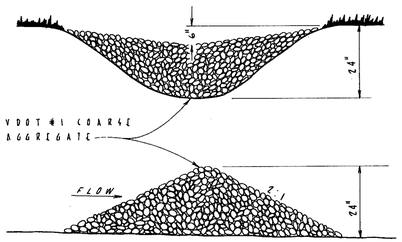

(ST) DETAIL - SILT TRAP
(NOT TO SCALE)

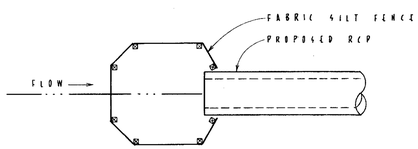

(IP) INLET PROTECTION
(NOT TO SCALE)

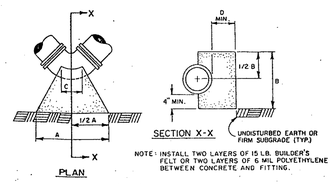

NOTE: INSTALL TWO LAYERS OF 15 LB. BUILDER'S FELT OR TWO LAYERS OF 6 MIL POLYETHYLENE BETWEEN CONCRETE AND FITTING.

PIPE DIAM	45° BEND					90° BEND				
	A	B	C	D	E	A	B	C	D	E
3"	9"	12"	6"	6"	4"	12"	12"	6"	12"	6"
4"	9"	12"	6"	6"	4"	16"	12"	6"	12"	6"
6"	12"	14"	6"	8"	4"	21"	14"	6"	18"	6"
8"	18"	16"	8"	9"	6"	30"	16"	8"	18"	9"
10"	24"	18"	8"	10"	6"	36"	24"	10"	18"	9"
12"	30"	20"	12"	12"	9"	48"	24"	12"	18"	12"
16"	42"	30"	12"	15"	9"	60"	30"	16"	21"	12"
20"	56"	30"	12"	16"	16"	72"	40"	20"	21"	24"
24"	60"	36"	12"	21"	24"	84"	48"	24"	24"	30"
30"	72"	48"	16"	27"	24"	108"	60"	30"	24"	36"

BASED ON NORMAL OPERATING PRESSURE UP TO 150 PSI
E= ADDITIONAL LENGTH TO BE ADDED TO DIMENSION "A" FOR EACH ADDITIONAL 50 PSI PRESSURE UP TO 300 PSI

DETAIL - THRUST BLOCKING
(NOT TO SCALE)

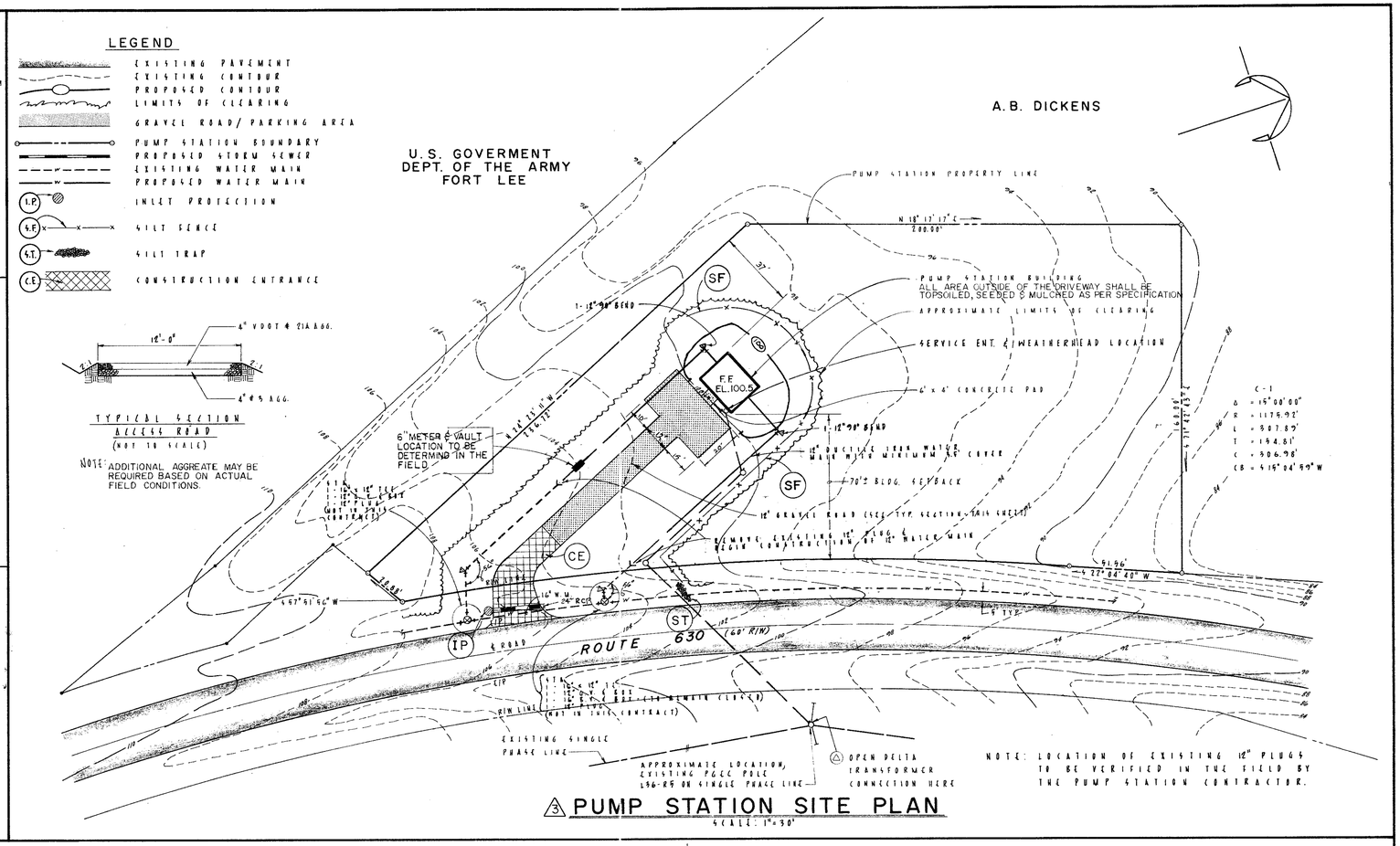

③ PUMP STATION SITE PLAN
SCALE: 1"=30'

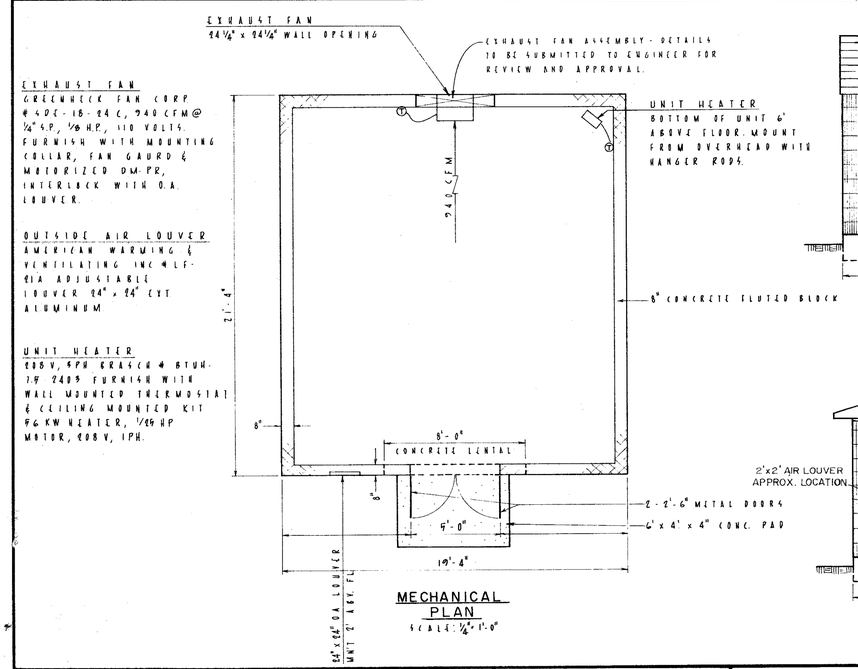

METER VAULT NOTES

1. METER SHALL BE A 6" NEPTUNE TURBOMETER, REGISTERING IN GALLONS.
2. STRAINER SHALL BE A 6" SEDIMENT TRAP TYPE STRAINER AS MANUFACTURED BY NEPTUNE.
3. VAULT SHALL BE AN EASI SET UTILITY VAULT, MODEL 640MH MANUFACTURED BY SMITH CATTLEGUARD COMPANY, MIDLAND, VIRIGNIA.
4. VAULT SHALL BE PROVIDED WITH A BILCO TYPE KD-3 ALUMINUM HATCH COVER (4'-0" X 6'-0").
5. VAULT SHALL BE PROVIDED WITH A UTILITY VAULT LADDER, MODEL 87 CL, MANUFACTURED BY SMITH CATTLEGUARD COMPANY.
6. CONTRACTOR SHALL PROVIDE A 6" FLANGED SECTION OF PIPE SAME LENGTH AS METER TO FACILITATE CONTINUOUS SERVICE DURING METER REPAIR.
7. VAULT TOP SHALL BE 6 INCHES ABOVE FINISHED GRADE.
8. TAP SHALL BE MADE AS SHOWN ON PLAN FOR LINE TO PRESSURE SWITCH IN BUILDING. LINE SHALL BE COPPER.

COMMONWEALTH OF VIRGINIA
FREDERICK T. M. PRIBBLE
No. 10055
PROFESSIONAL ENGINEER

PRELIMINARY

DRAPER – ADEN ASSOCIATES, INC. CONSULTING ENGINEERS RICHMOND, VIRGINIA	DESIGNED FTP DRAWN HLJ CHECKED JNL DATE 3/16/88	TEMPLE AVENUE WATER LINE EXTENSION SITE PLAN, BUILDING PLAN & MISCELLANEOUS DETAILS COUNTY OF PRINCE GEORGE, VIRGINIA	REVISIONS: 7/19/88 10/3/88 1/12/88 ③ REV. SITE PLAN	SCALE: AS NOTED PLAN Nº T-20057 III	SHEET 2 OF 3

202429
american blueprint of columbia