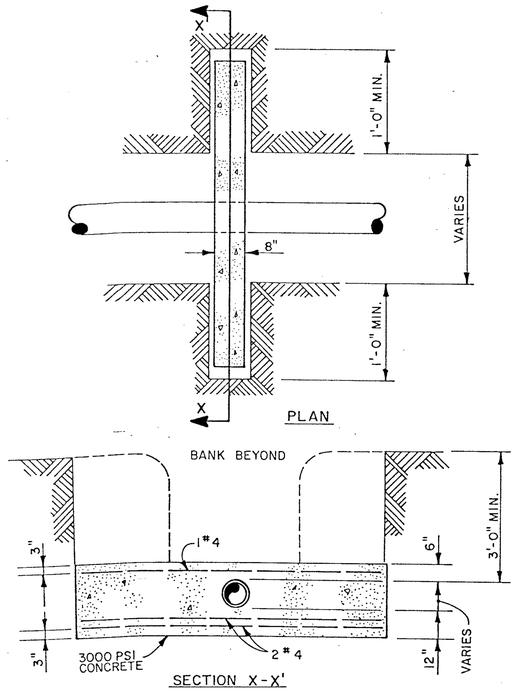

CONCRETE PIPE ANCHOR

NOT TO SCALE

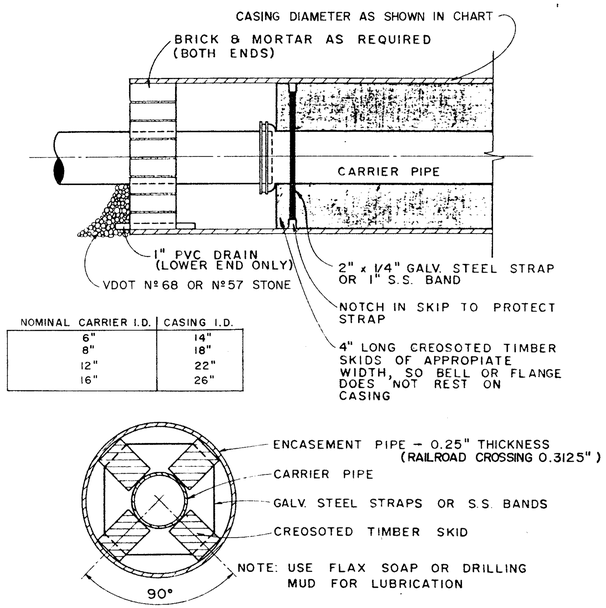

NOMINAL CARRIER I.D.	CASING I.D.
6"	14"
8"	18"
12"	22"
16"	26"

TYPICAL ENCASEMENT DETAIL

NOT TO SCALE

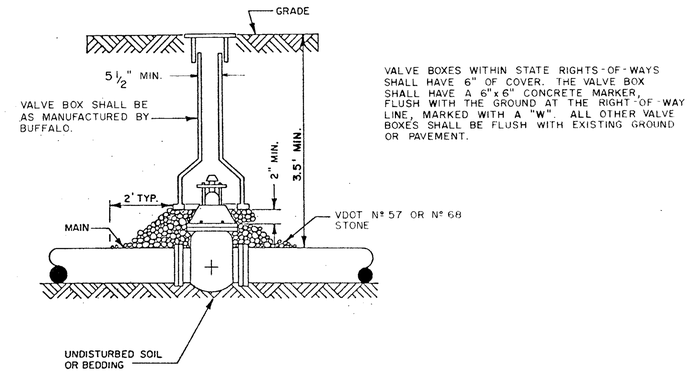

VALVE BOXES WITHIN STATE RIGHTS-OF-WAYS SHALL HAVE 6" OF COVER. THE VALVE BOX SHALL HAVE A 6"x6" CONCRETE MARKER, FLUSH WITH THE GROUND AT THE RIGHT-OF-WAY LINE, MARKED WITH A "W". ALL OTHER VALVE BOXES SHALL BE FLUSH WITH EXISTING GROUND OR PAVEMENT.

TYPICAL VALVE BOX INSTALLATION

NOT TO SCALE

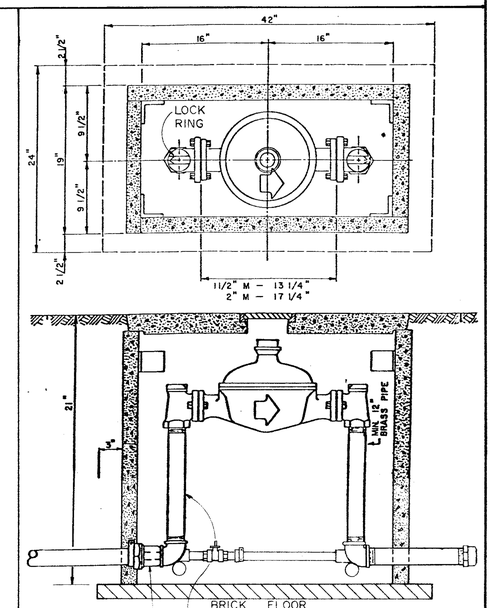

11/2" OR 2" DISC METER SETTINGS

NOT TO SCALE

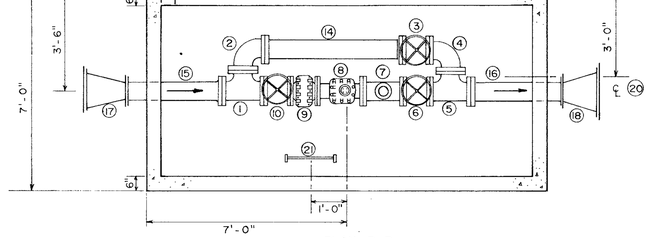

PLAN P-P

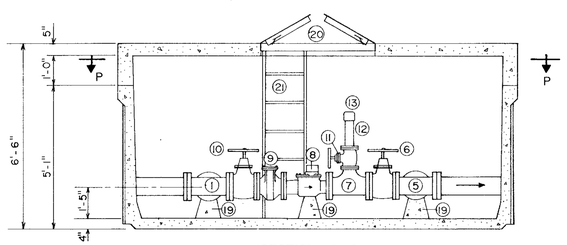

SECTION A-A

FORT LEE METER & VAULT

NOT TO SCALE

CONSTRUCTION OF VAULT

METER VAULT SHALL BE AS MANUFACTURED BY THE CLEAR FLOW COMPANY OR EQUAL. THE STRUCTURE SHALL BE FABRICATED OF MONOLITHIC PRECAST CONCRETE SECTIONS OF DENSE WATER-TIGHT CONCRETE HAVING A MINIMUM 28 DAY COMPRESSIVE STRENGTH IN EXCESS OF 5000 PSI AS DETERMINED BY TESTING IN ACCORDANCE WITH THE LATEST STANDARD ASTM TEST PROCEDURES. THE UNITS SHALL BE DESIGNED TO WITHSTAND EARTH BACKFILL WHEN INSTALLED BELOW GRADE. ALL WELDED WIRE FABRIC SHALL CONFORM TO ASTM SPECIFICATIONS A-155. DEFORMED BARS SHALL CONFORM TO ASTM SPECIFICATIONS. A-305 SHALL BE PROVIDED THROUGHOUT AND ALSO AT ALL OPENINGS EDGES AND ELSEWHERE AS REQUIRED FOR THE INTENDED SERVICE. CONCRETE INGREDIENTS SHALL CONFORM AS FOLLOWS:

(A) PORTIONS CEMENT, TYPE 2 PER ASTM SPECIFICATIONS C-150 (8 BAGS PER CUBIC YARD)

(B) AGGREGATE 1" TO #4 PER ASTM SPECIFICATION C-33

(C) SAND, 2.35 FINENESS MODULUS (FREE FROM ORGANIC MATTER)

(D) WATER, CLEAN AND SUITABLE FOR DOMESTIC USE (4.62 GALLONS PER BAG OF CEMENT)

(E) AIR, MAXIMUM 5% (ENTRAINED)

(F) HONEYCOMBED OR RETEMPERED CONCRETE WILL NOT BE ACCEPTABLE.

METER SCHEDULE

1. 6"x6" FLANGED TEE (18")
2. 6" - FLANGED 90° BEND (16")
3. 6" FLANGED GATE VALVE (10.5")
4. 6" FLANGED 90° BEND (16")
5. 6"X6" FLANGED TEE (18")
6. 6" FLANGED GATE VALVE (10.5")
7. 6"X3' FLANGED TESTING TEE (18")
8. 6" NEPTUNE TURBINE METER (18")
9. 6" NEPTUNE STRAINER (9")
10. 6" FLANGED GATE VALVE (10.5")
11. 3" FLANGED GATE VALVE (8")
12. 12" OF 3" FLANGE BY 1" PT PIPE
13. 3" IPT CAP
14. 6" FLANGED NIPPLE - (5.5' LONG)
15. 6" FLANGED BY PLAIN END NIPPLE - 6' LONG
16. 6" FLANGED BY PLAIN END NIPPLE - 6' LONG
17. 16"X6" M.J. REDUCER (18")
18. 16"X6" M.J. REDUCER (18")
19. CONCRETE SUPPORT
20. BILCO HATCH 48"X48" MODEL #JD-2AL
21. ALUMINUM LADDER

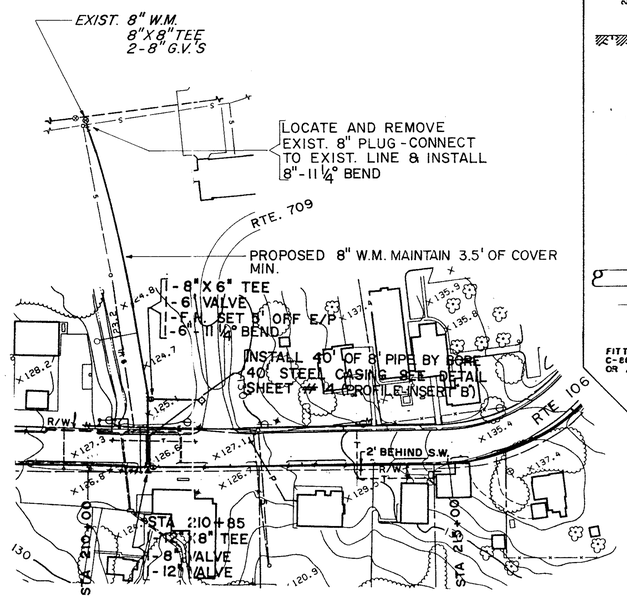

DETAIL - 8" W.M. - SOCIAL SERVICES CONNECTION

SCALE: 1"=100'

COMMONWEALTH OF VIRGINIA
FREDERICK T. R. PRIBBLE
No. 10055
PROFESSIONAL ENGINEER

DRAPER - ADEN ASSOCIATES, INC. CONSULTING ENGINEERS RICHMOND, VIRGINIA	DESIGNED FTP DRAWN MLH CHECKED JNL DATE 10/15/87	WATER DETAILS TEMPLE AVENUE WATER LINE EXTENSION PRINCE GEORGE COUNTY, VIRGINIA	REVISIONS: 3/8/88 6/3/88	SCALE: AS NOTED PLAN Nº T-20057	SHEET 16 OF 17

american blueprint of columbia 91192