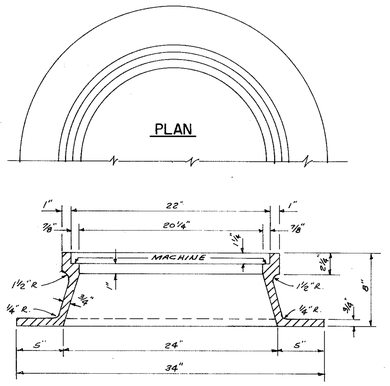

FRAME SECTION

NOTE: MIN. WT. M.H. COVER 130 lbs.
MIN. WT. M.H. FRAME 210 lbs.
TOTAL MIN. WT. 340 lbs.

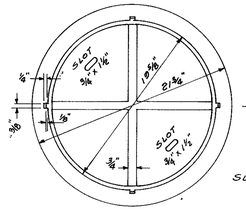

BOTTOM

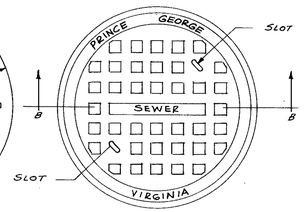

TOP

COVER

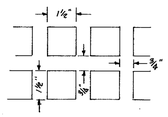

TYPICAL DETAIL
CHECKERED BOSSES

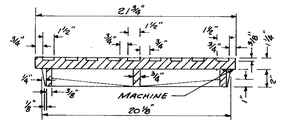

SECTION B-B

MANHOLE FRAME AND COVER

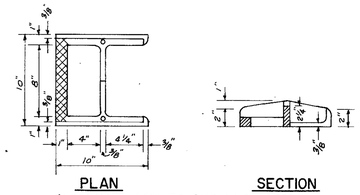

PLAN

SECTION

ALTERNATE MAY BE P.V.C. WITH STEEL REINFORCING.

CAST IRON MANHOLE STEPS

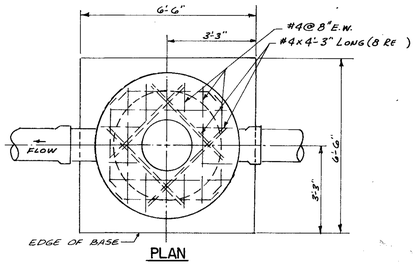

PLAN

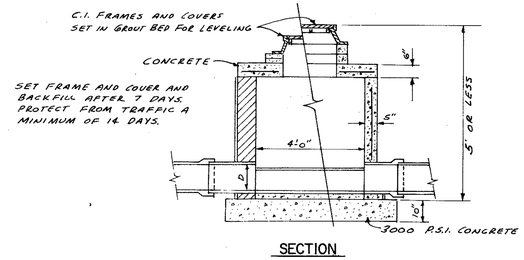

SECTION

SHALLOW MANHOLE

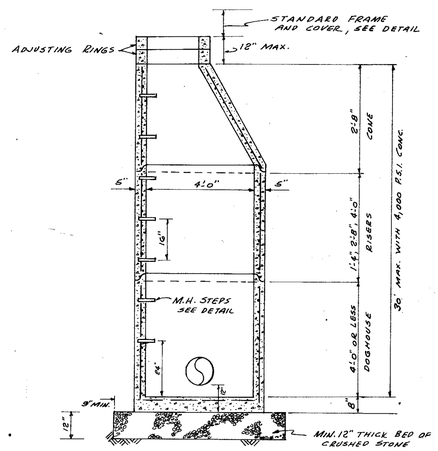

PRECAST CONCRETE MANHOLE WITH MONOLITHIC BASE

(CONFORM TO ASTM C478)

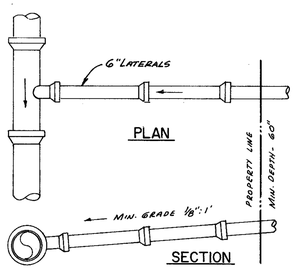

BRANCH HOUSE CONNECTION

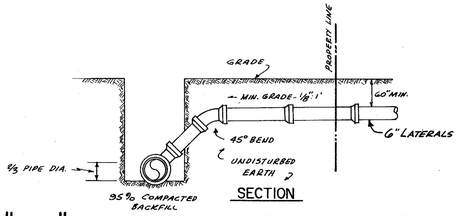

"TEE" BRANCH CONNECTION WITH 45° BEND

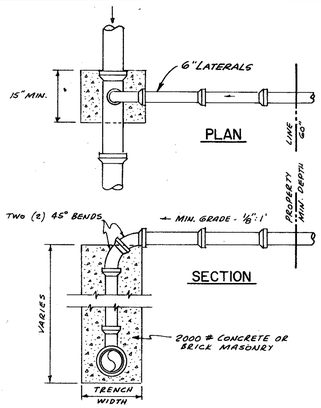

"TEE" CONNECTION WITH VERTICAL RISER

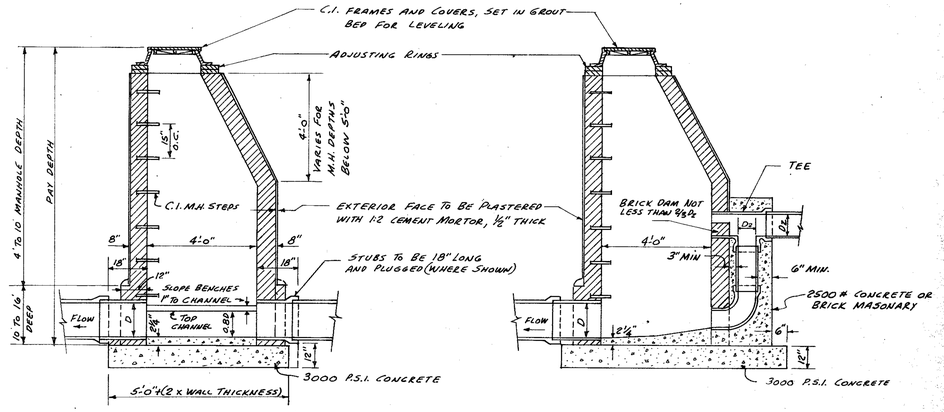

SECTION
STANDARD BRICK

SECTION
DROP MANHOLE

TYPICAL MANHOLE DETAILS

NOTES

1. SANITARY SEWER PIPE SHALL BE VITRIFIED CLAY, CAST IRON, DUCTILE IRON, REINFORCED CONCRETE OR CEMENT ASBESTOS.
2. PIPE CLASS/STRENGTH SHALL BE AS FOLLOWS: (OR, AS SHOWN ON PLANS)
   VITRIFIED CLAY - ASTM C700, EXTRA STRENGTH.
   CAST IRON - ANSI A21.1, A21.4, A21.6.
   DUCTILE IRON - ANSI A21.50, A21.51.
   CONCRETE - ASTM C-76, CLASS III.
   CEMENT ASBESTOS - ASTM C428, CLASS 2400.
3. TRENCH BEDDING SHALL BE CLASS "C" UNLESS SHOWN OTHERWISE ON THE PLANS.

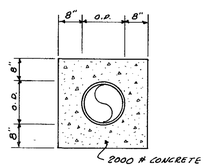

PIPE ENCASEMENT DETAIL

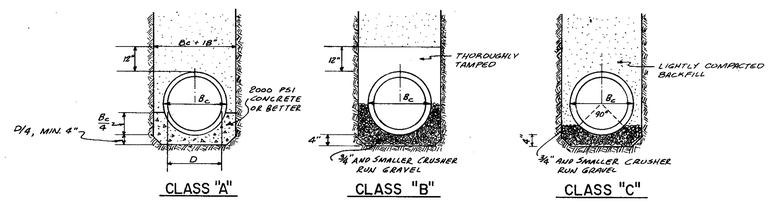

CLASS "A" CLASS "B" CLASS "C"

TYPES OF TRENCH BEDDINGS

L-E Legat, Elrod & Associates, Inc. Consulting Engineers Surveyors Hopewell, Virginia	Date: 27 JULY 1978 Scale: AS SHOWN Drawn: DEH Checked: MLE
STRATFORD WOODS SECTION 5 PRINCE GEORGE COUNTY, VIRGINIA	Revisions
TYPICAL SANITARY SEWER CONSTRUCTION DETAILS AND NOTES	Proj. No. 7705-22 Sheet 13 Of 16