

MANHOLE FRAME AND COVER

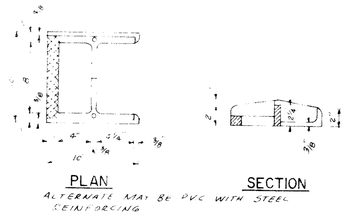

CAST IRON MANHOLE STEPS

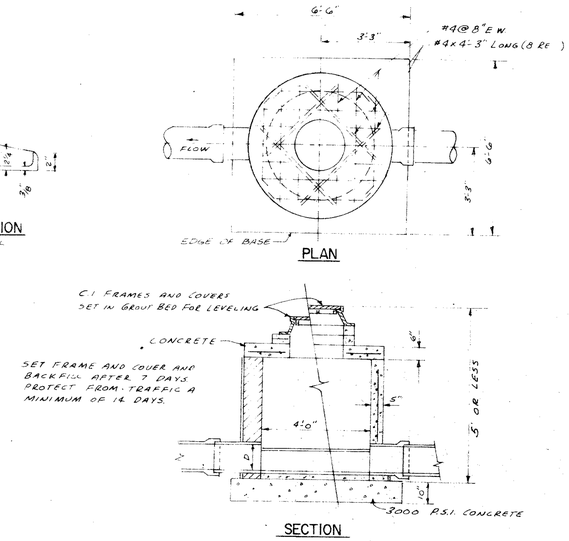

SHALLOW MANHOLE

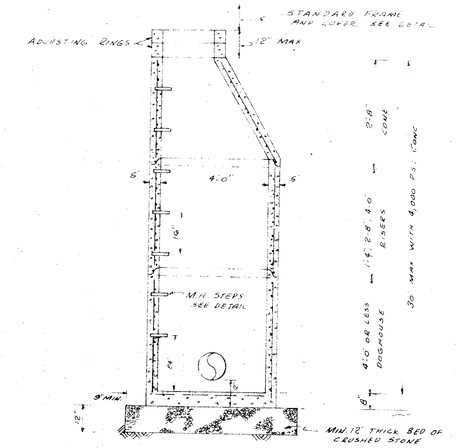

PRECAST CONCRETE MANHOLE WITH MONOLITHIC BASE

(CONFORM TO ASTM C478)

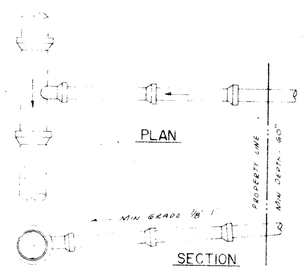

BRANCH HOUSE CONNECTION

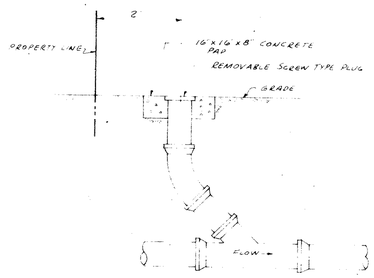

TYPICAL HOUSE CONNECTION CLEAN-OUT

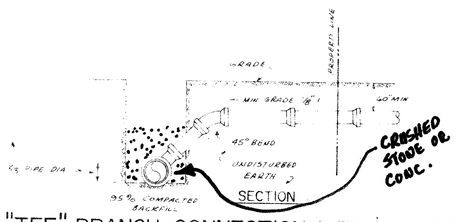

"TEE" BRANCH CONNECTION WITH 45° BEND

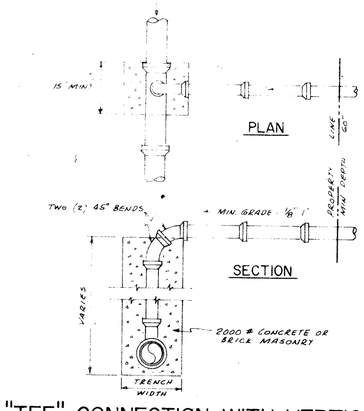

"TEE" CONNECTION WITH VERTICAL RISER

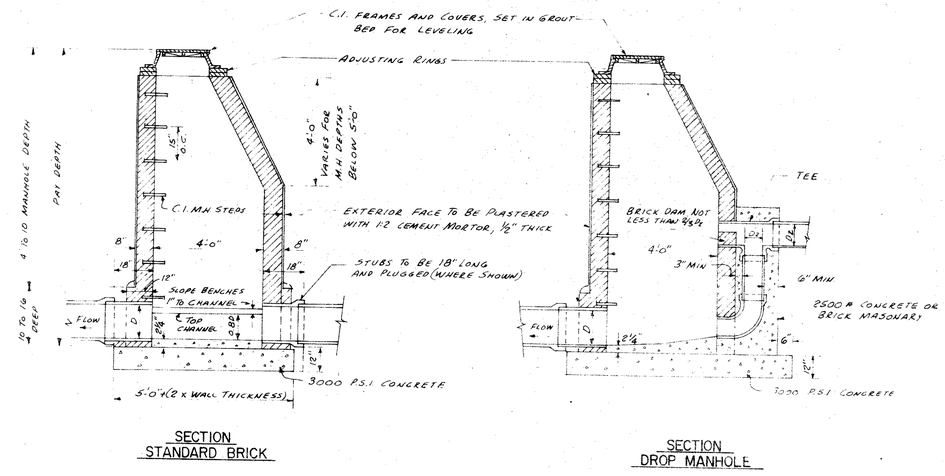

TYPICAL MANHOLE DETAILS

NOTES

1. SANITARY SEWER PIPE SHALL BE VITRIFIED CLAY, CAST IRON, DUCTILE IRON, REINFORCED CONCRETE OR CEMENT ASBESTOS.
2. PIPE CLASS/STRENGTH SHALL BE AS FOLLOWS: (OR, AS SHOWN ON PLANS)
   - VITRIFIED CLAY - ASTM C700, EXTRA STRENGTH.
   - CAST IRON - ANSI A21.1, A21.4, A21.6
   - DUCTILE IRON - ANSI A21.50, A21.51.
   - CONCRETE - ASTM C-76, CLASS III.
   - CEMENT ASBESTOS - ASTM C428, CLASS 2400.
3. TRENCH BEDDING SHALL BE CLASS "C" UNLESS SHOWN OTHERWISE ON THE PLANS.

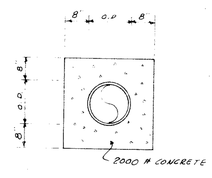

PIPE ENCASEMENT DETAIL

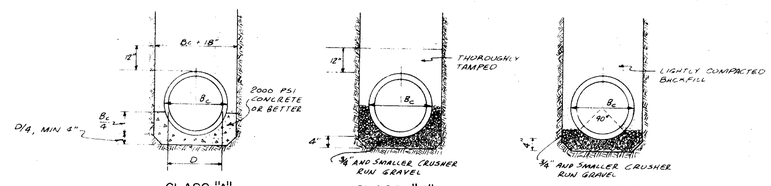

TYPES OF TRENCH BEDDINGS

SANITARY SEWER CONSTRUCTION DETAILS		
STRATFORD WOODS SECTION 3		
SCALE: AS DIMENSIONED	LEGAT, ELROD AND ASSOCIATES ENGINEERS AND SURVEYORS HOPEWELL, VIRGINIA	SHEET 6 OF 6