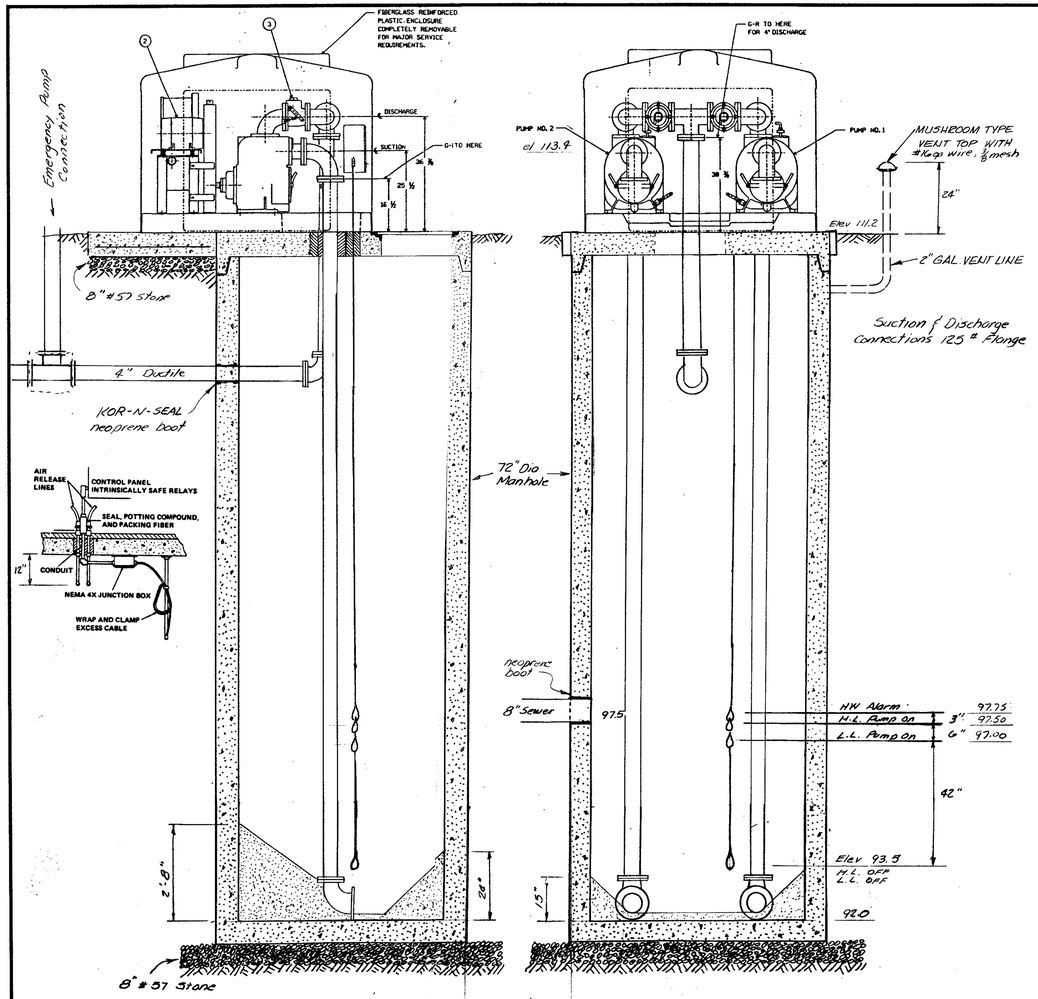

Elevation View
1"=2'

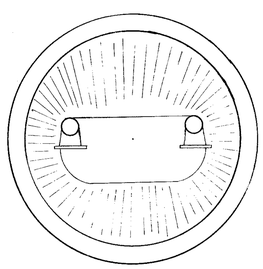

Top View - Invert Shaping
1"=2'

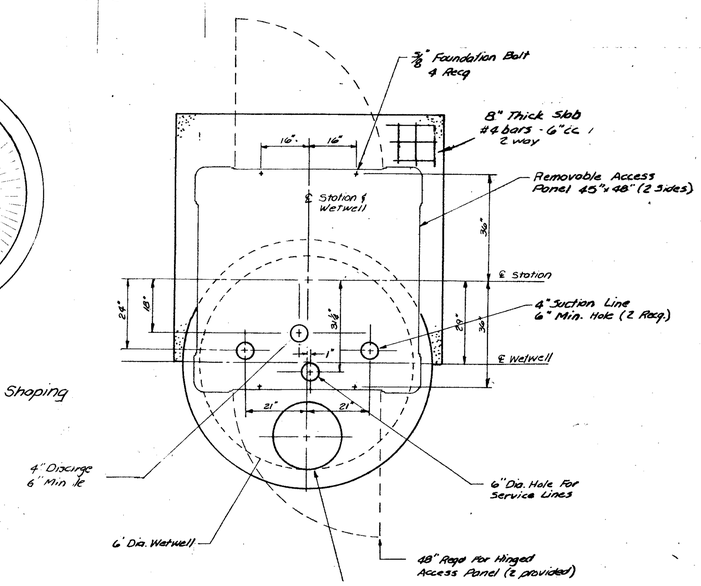

Slab Top
1"=2'

Lightning Arrestor: Furnish and install lightning protection device, General Electric indoor mounting, rated for 0-650 volts, RMS. Device shall be Thyrite secondary type arrestor for lightning surge protection of controls and equipment.

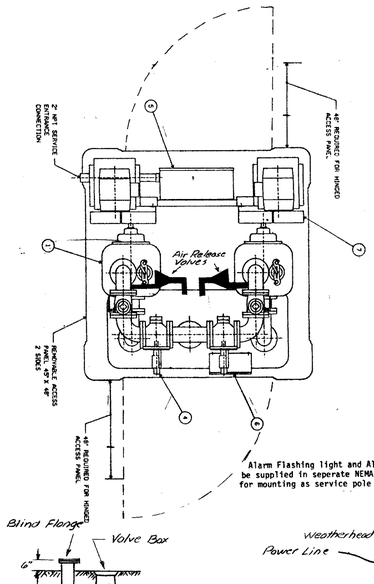

Air Release Valves
Gorman Rupp
Model # GRP33-07B

Alarm Flashing light and Alarm horn to be supplied in seperate NEMA 3 inclosures for mounting as service pole as indicated.

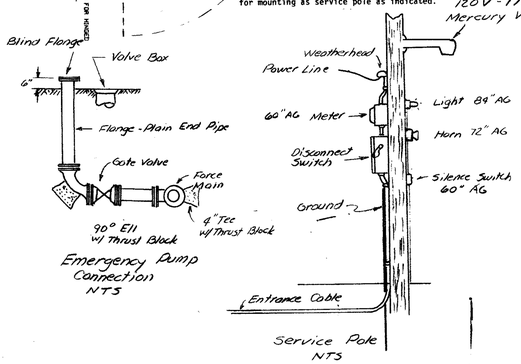

Emergency Pump Connection
NTS

Service Pole
NTS

Contractor shall include in his bid and contract with C&P telephone for the extension of one phone line to connect to the remote monitoring system.

Contractor shall include in his bid all fees and costs to extend 3 phase 220 volt power from the existing power lines located along U.S. Route 460.

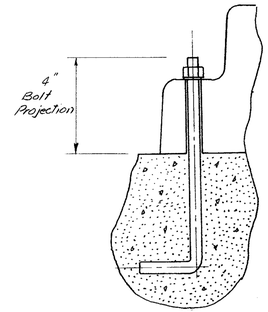

⅜" Foundation Bolts
4 Req

Foundation Bolts
NTS

C. Safety switches shall be Square-D, H-300 series or approved, heavy-duty type, good for 600 volt AC service, housed in NEMA-1 or NEMA 3-R (raintight) enclosures as required. Provide non-renewable dual element "Fusetron" type fuses of sizes as indicated and/or required for fusible switches. Switches shall have interlocking devices to prevent opening covers unless operating handles are in the "OFF" position. Main entrance switches to have Class Rk-5 fuses and rejection type fuse clips.

GAS SEAL CLOSURE

Grounding System: Complete grounding system shall be provided for the system conduit work, frames of all electrical equipment, etc., in accordance with Article 250 of the National Electrical Code. The ground conductor shall be run in conduit along with the power conductors.

The system ground bus shall be connected to earth by an approved electrode so that the combined resistance to earth shall not exceed twenty five (25) ohms.

NOTE: REMOTE MONITORING ALARM TO SIGNAL FOLLOWING ALARM CONDITION

1. HIGH WATER
2. HIGH TEMPERATURE SHUT OFF PUMP 1
3. HIGH TEMPERATURE SHUT OFF PUMP 2
4. LOSS OF POWER

System to provide test function

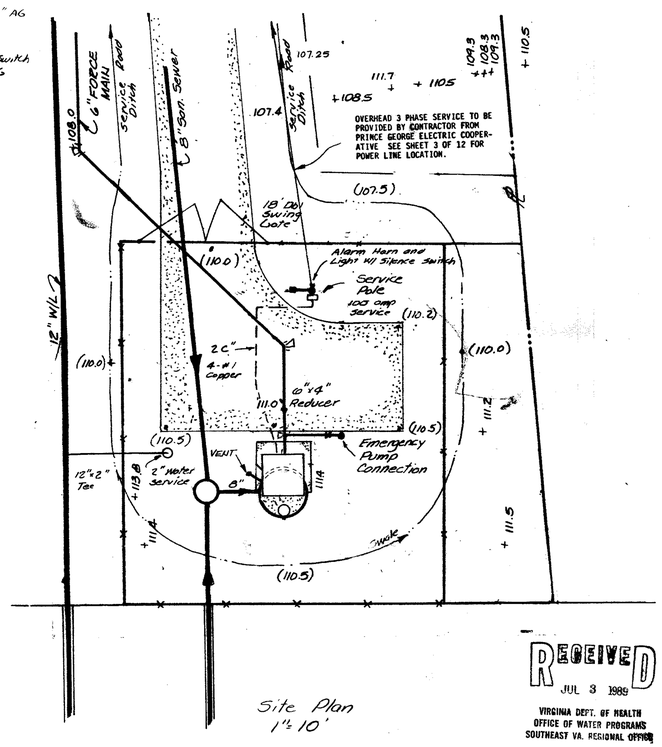

Site Plan
1"=10'

RECEIVED
JUL 3 1989
VIRGINIA DEPT. OF HEALTH
OFFICE OF WATER PROGRAMS
SOUTHEAST VA. REGIONAL OFFICE

COMMONWEALTH OF VIRGINIA
WALTER M. ALTMAN III
LICENSE No. 11030
PROFESSIONAL ENGINEER

711 NORTH COURTHOUSE ROAD
RICHMOND, VIRGINIA 23236
TELEPHONE: (804) 794-3500

8803 STAPLES MILL ROAD
RICHMOND, VIRGINIA 23228
TELEPHONE: (804) 262-7396

4411 CROSSING BOULEVARD
PRINCE GEORGE, VIRGINIA 23875
TELEPHONE: (804) 458-8685

PLANNERS * LANDSCAPE ARCHITECTS * SURVEYORS * ARCHITECTS * ENGINEERS

DATE	REVISION DESCRIPTION
6-30-89	GEN. REV.

DATE 12/16/88
DRAWN BY WMA
DESIGNED BY WMA
CHECKED BY WMA
SCALE As Shown

Prince George Industrial Water and Sewer Improvements
Rives and Templeton District * Prince George Co., Va.

ALTERNATE PUMP STATION

SHEET NO. 10 of 12
JOB NO. 14044