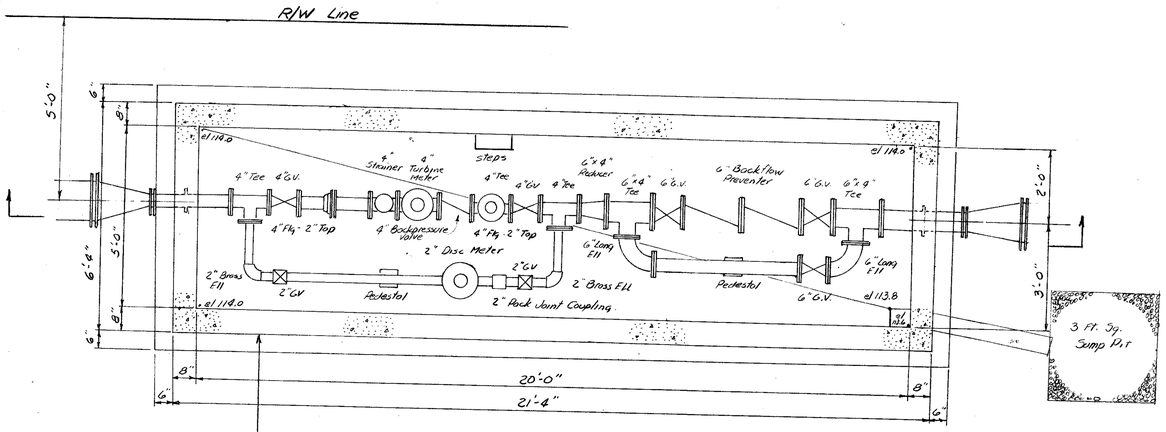

METER VAULT PLAN
1/2" = 1'-0"

METER - BACKFLOW PREVENTER VAULT MATERIALS

12" x 4" M. J. Reducer	1 EA.
4" M. J. - Flange Wall Pipe	1 EA.
4" Flange Tee	5 EA.
4" Flange Gate Valve	3 EA.
4" Flange M. J. Adapter	1 EA.
4" Flange Strainer	1 EA.
4" Flange Turbine Meter	1 EA.
4" Flange Backpressure Valve	1 EA.
4" Blind Flange	1 EA.
6" x 4" Flange Reducer	1 EA.
6" x 4" Flange Tee	2 EA.
6" Flange Gate Valve	2 EA.
6" Flange Backflow Preventer	1 EA.
6" M. J. - Flange Wall Pipe	1 EA.
12" x 6" M. J. Reducer	1 EA.
4" Blind Flange - 2" Tap	2 EA.
2" Brass Ell	2 EA.
2" Threaded Gate Valve	2 EA.
2" Threaded Disc Meter	1 EA.
2" Pack Joint Coupling	1 EA
4" Flange Long Radius Ell	2 Ea

Vault Materials

Concrete	12.6 C.Y.
Re-Bar	230 lb.
Wire Mesh	96 lbs.
Single Leaf Lid	1 EA.
Double Leaf Lid	1 EA.
4" PVC Drain	6 L.F.
#357 Bedding Stone and Sump	4.6 C.Y.
6" Gatestop	105 L.F.

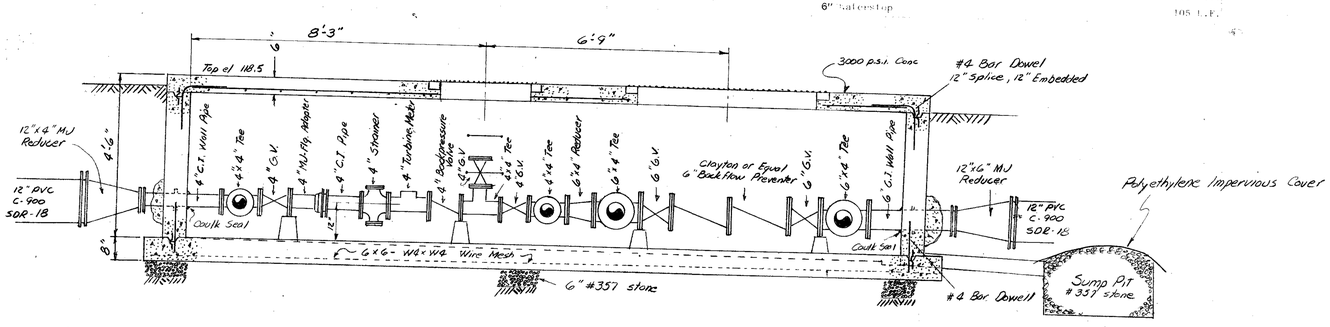

SECTION AA
1/2" = 1'-0"

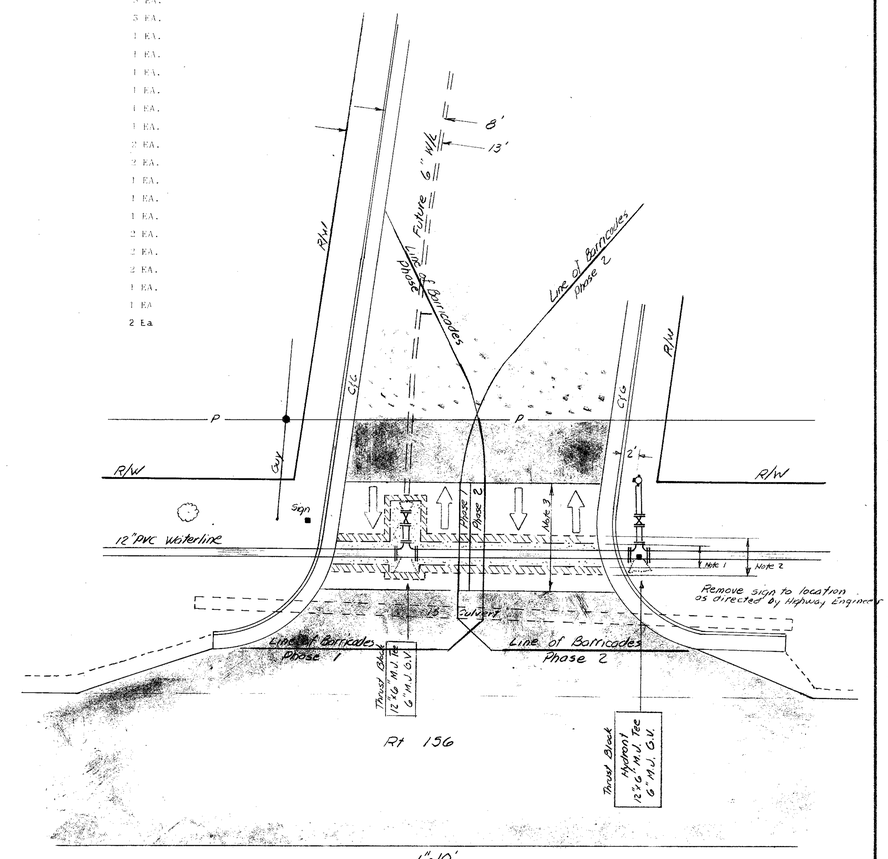

1" = 10'

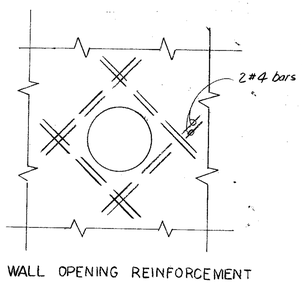

WALL OPENING REINFORCEMENT
NTS

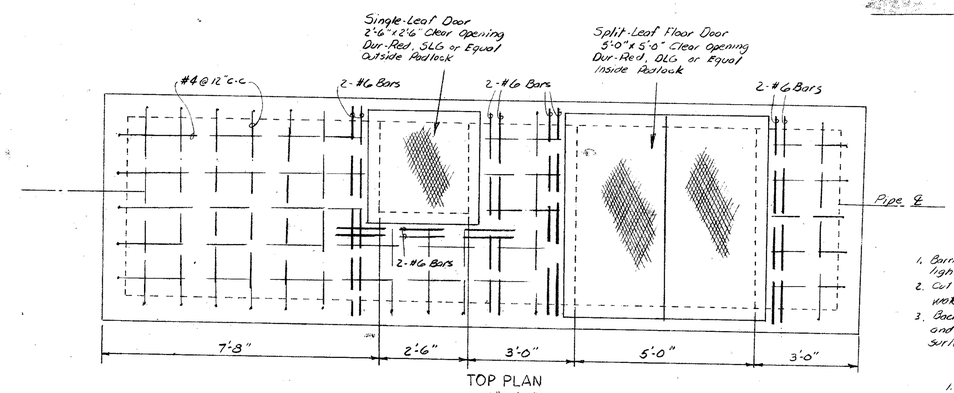

TOP PLAN
1/2" = 1'-0"

Note 1 - 36" wide trench width. Backfill with select material VDH&T type II compacted to 95% in 6" lifts

Note 2 - 66" wide straight saw cut exist pavement. Remove exist. base and pavement and replace with like material.

Note 3 - 15' wide S-5 bitu. conc overlay 125 lbs/SY, feather edges.

Phase 1

1. Barricade with sawhorse lighted barricade
2. Cut pavement, install waterline and valve
3. Backfill as specified and pave to existing surface.

Phase 2

1. Barricade with sawhorse lighted barricade
2. Cut pavement install waterline
3. Backfill as specified and pave to existing surface

Phase 3

1. Overlay in one operation with flagman traffic control

1. Barricades and paving operations are to be such that an 18' clear lane shall be provided for 2 way traffic.
2. Virginia Dept of Highways and Transportation shall be notified 48 hours prior to construction
3. Contractor shall replace damaged curb & gutter

APPROVED	Rt. 156 Waterline Extension
COMMONWEALTH OF VIRGINIA WALTER M. ALTMAN III LICENSE NO 11039 PROFESSIONAL ENGINEER	WATERLINE DETAILS
	COUNTY OF PRINCE GEORGE, VIRGINIA UTILITY SYSTEM IMPROVEMENTS
	Legat Elrod and Associates, Inc.
	DATE 3/26/81 SCALE As Shown DESIGNED WMA DRAWN CHECKED — REVISIONS — DRAWING NO. 4 of 6