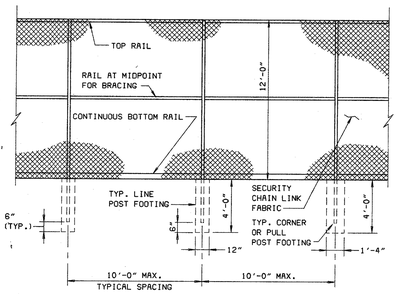

A SECURITY FENCE ELEVATION

NOT TO SCALE

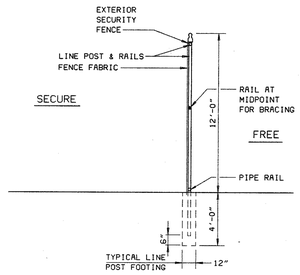

B SECURITY FENCE SECTION

NOT TO SCALE

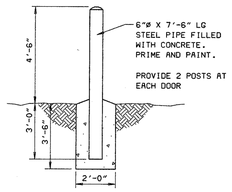

E BOLLARD

NOT TO SCALE

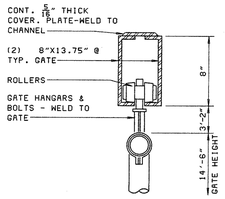

TOP

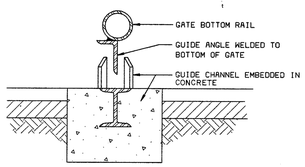

BOTTOM

F SLIDING GATE TRACKS

NOT TO SCALE

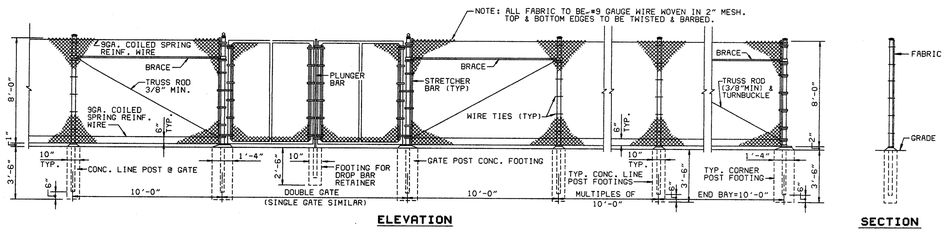

ELEVATION

SECTION

CHAIN LINK FABRIC FENCE DETAILS (NON-SECURITY)

NOT TO SCALE

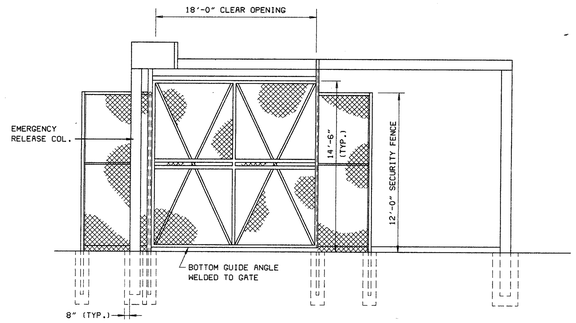

C ELECTRIC SLIDING GATE ELEVATION

NOT TO SCALE

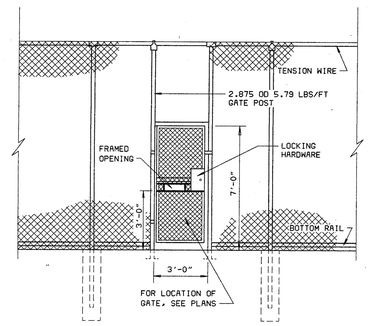

D ELEVATION OF DOOR IN SECURITY FENCE

NOT TO SCALE

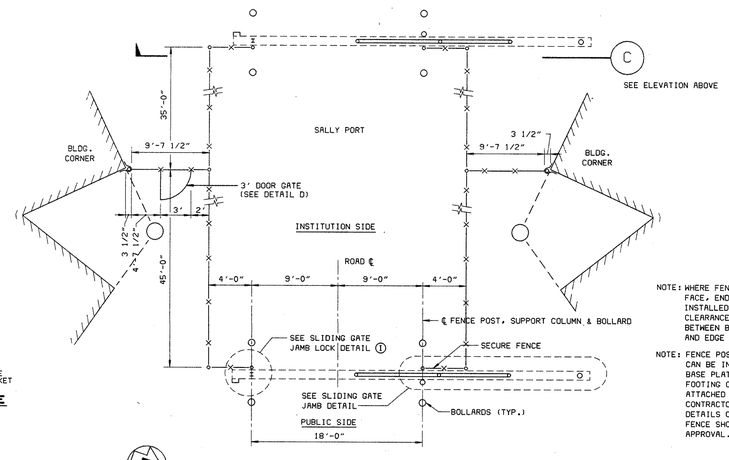

NOTE: WHERE FENCE ABUTS BUILDING FACE, END POSTS SHALL BE INSTALLED WITH MAXIMUM CLEARANCE OF 3 INCHES BETWEEN BUILDING FACE AND EDGE OF POST.

NOTE: FENCE POST ADJACENT TO BUILDING CAN BE INSTALLED WITH WELDED BASE PLATE ANCHORED TO COLUMN FOOTING OR FENCE FABRIC CAN BE ATTACHED TO BUILDING CORNER. CONTRACTOR SHALL SUBMIT COMPLETE DETAILS OF PROPOSED SOLUTION WITH FENCE SHOP DRAWINGS FOR ENGINEER'S APPROVAL.

G PLAN OF ELECTRIC SLIDING GATE

NOT TO SCALE

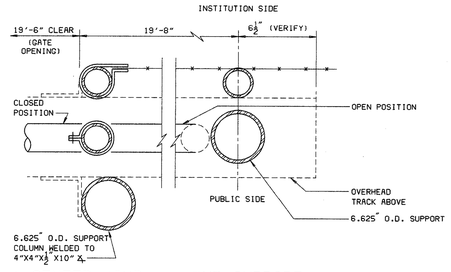

CENTER JAMB

END SUPPORT

H SLIDING GATE JAMB

NOT TO SCALE

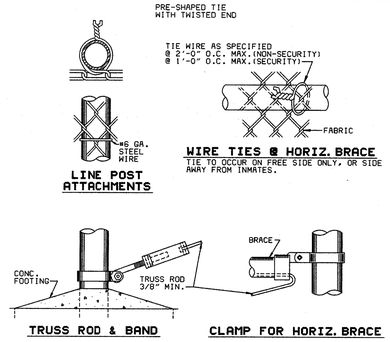

LINE POST ATTACHMENTS

WIRE TIES @ HORIZ. BRACE

TIE TO OCCUR ON FREE SIDE ONLY, OR SIDE AWAY FROM INMATES.

TRUSS ROD & BAND

CLAMP FOR HORIZ. BRACE

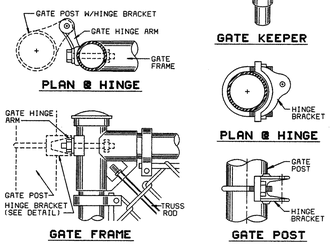

PLAN @ HINGE

GATE KEEPER

PLAN @ HINGE

GATE FRAME

GATE POST

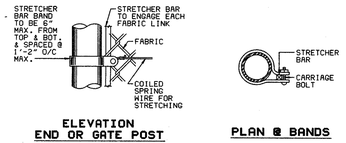

ELEVATION END OR GATE POST

PLAN @ BANDS

FENCE FASTENING DETAILS

NOT TO SCALE

NOTE: ALL CAPS AND MISCELLANIOUS APPURTENANCES SHALL BE TACK WELDED TO PREVENT REMOVAL.

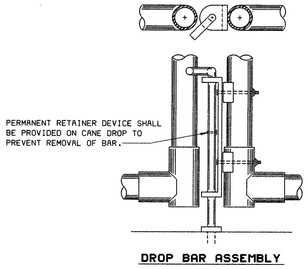

DROP BAR ASSEMBLY

GATE DETAILS

NOT TO SCALE

FENCE DETAILS (SECURITY AND NON-SECURITY)

NOT TO SCALE

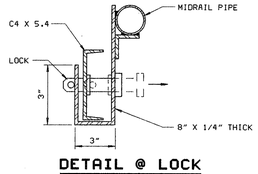

DETAIL @ LOCK

NOT TO SCALE

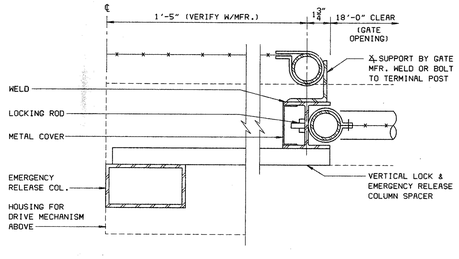

I SLIDING GATE JAMB LOCK

NOT TO SCALE

NOTE: SEE SHEET C-27 FOR ADDITIONAL FENCE DETAILS

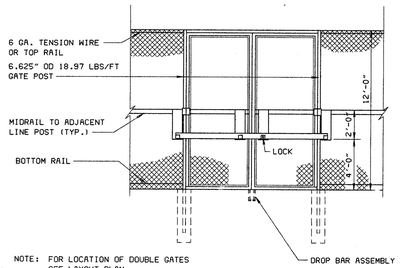

NOTE: FOR LOCATION OF DOUBLE GATES SEE LAYOUT PLAN.

J ELEVATION OF DOUBLE GATE IN SECURITY FENCE

NOT TO SCALE

Owner:

RIVERSIDE REGIONAL JAIL AUTHORITY

Project:

RIVERSIDE REGIONAL JAIL

PRINCE GEORGE COUNTY, VIRGINIA

Notes:

Mark:	Date:	Description:

REVISIONS

Key Plan:

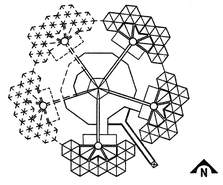

Architects / Engineers:

VOSBECK DMJM INCORPORATED

Architecture Planning Engineering
Suite 800, 1900 M Street, N.W., Washington, D.C. 20036

COMMONWEALTH OF VIRGINIA
STEPHEN L. CASTIGLIONIA
No. 12997
PROFESSIONAL ENGINEER

Consultants:

I.V. Harris and Assoc. Inc.	Associated Architects
Correctional Services Group	Program Verif, Operations
MMM Design Group	Civil Engineering
Systech Group, Inc.	Security
Foodesign Assoc. Inc.	Food Service
Leonard Smith and Assoc. Inc.	Cost Estimating
Polysonics	Acoustical Consultant

Drawing Title:

FENCE DETAILS

DMJM Project No. 3053

Scale:	Date:	Drawing No.
AS SHOWN	JULY 19, 1994	C-9
Drawn By: CADD/TSC	Approved By: SLC	