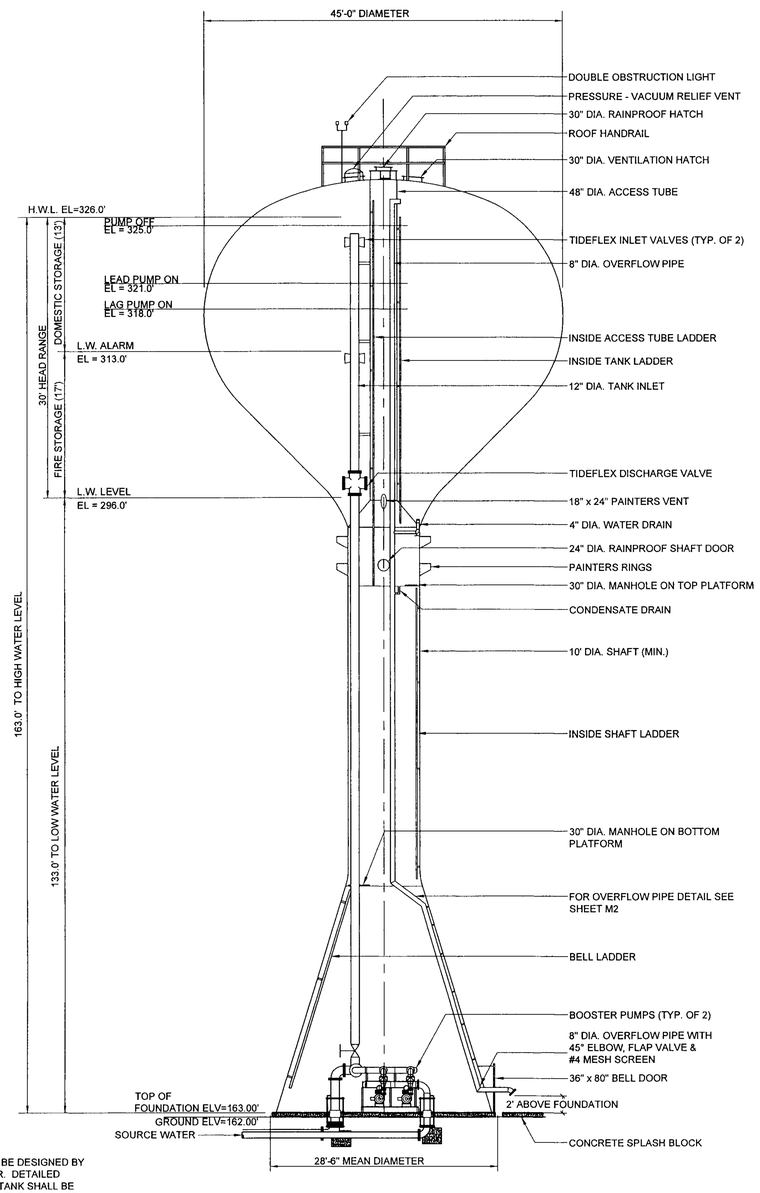

ELEVATION 250,000 GALLON SPHEROID PEDISTAL TANK

NTS

NOTES:

1. THE TANK FOUNDATION SHALL BE DESIGNED BY THE CONTRACTOR'S ENGINEER. DETAILED FOUNDATION PLANS FOR THE TANK SHALL BE SUBMITTED FOR APPROVAL TO THE ENGINEER. THE FOUNDATION SHALL BE DESIGNED BY A PROFESSIONAL ENGINEER REGESTERED IN THE STATE OF VIRGINIA.
2. LADDERS ON BELL, PEDESTAL, ACCESS TUBE, AND TANK SHALL BE EQUIPPED WITH RIGID-RAIL TYPE SAFETY CLIMB DEVICES MEETING OSHA REQUIREMENTS AND IN ADDITION A CAGE AROUND THE LADDER WILL BE PROVIDED.
3. OPENING IN RING WALL FOR WATER LINE SHALL BE A NOMINAL 1-INCH LARGER THAN FLANGE DIAMETER. THE ANNULAR SPACE AROUND THE PIPE SHALL NOT BE GROUTED OR CAULKED.
4. TANK CONTRACTOR SHALL ENSURE THAT THE OVERFLOW PIPE WILL ACCOMMODATE A MAXIMUM OVERFLOW OF RATE OF 1000GPM.
5. TANK CONTRACTOR SHALL ENSURE THAT THE PRESSURE VACUUM RELIEF VENT WILL ACCOMMODATE A MAXIMUM PUMPING RATE OF 1500GPM.

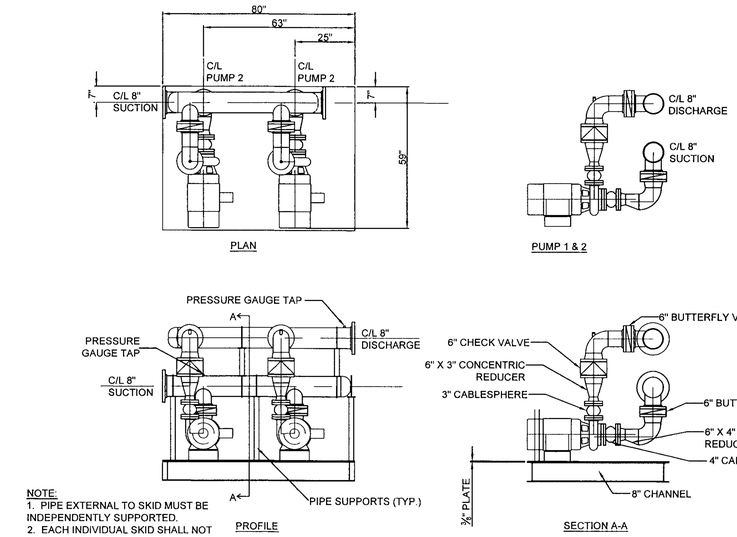

NOTE:
1. PIPE EXTERNAL TO SKID MUST BE INDEPENDENTLY SUPPORTED.
2. EACH INDIVIDUAL SKID SHALL NOT EXCEED 34".

PUMP SKID LAYOUT

NTS

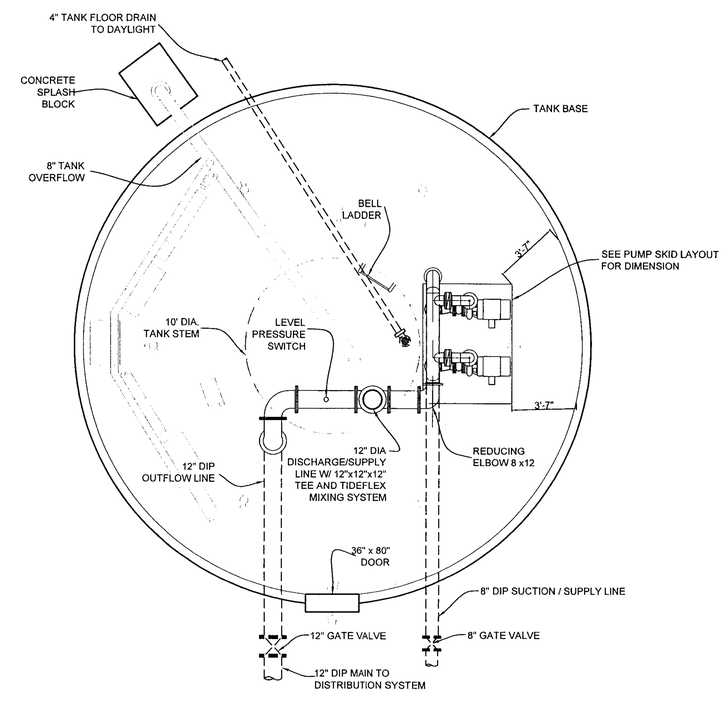

TANK PUMP LAYOUT

NTS

NO.	DATE	REVISION	APPROVAL
2	3/23/07	REVISED PER BCOM & COUNTY LTR DTD 3-8-07	KMB
1	2/16/07	REVISED PER BCOM LRT DTD 1-18-07 & COUNTY LTR DTD 1-29-07	KMB

Bury+Partners
ENGINEERING SOLUTIONS
4095 Ironbound Road, Suite 200
Williamsburg, Virginia 23188
Tel. (757) 229-1776 Fax (757) 229-4683

Bury+Partners, Inc. ©Copyright 2006

COMMONWEALTH OF VIRGINIA
KENNETH M. DAYBUT
No. 028257
3/23/07
PROFESSIONAL ENGINEER

ELEVATION & PLAN 250,000 GALLON STORAGE TANK

RICHARD BLAND COLLEGE CONSTRUCTION OF ELEVATED WATER STORAGE TANK

PRINCE GEORGE & DINWIDDIE COUNTY VIRGINIA

PLOTTING SCALE: NTS
DATE PLOTTED: 12/22/06
FILE: M1.dwg
DRAWN BY: BCH
DESIGNED BY: SAR
REVIEWED BY: KMB
PROJECT NO.: 210840004

SHEET
M1
OF

I:\21064 - Richard Bland College\RBC Tanks\Sheets\Water\Storage Tank Drawings\M1.dwg