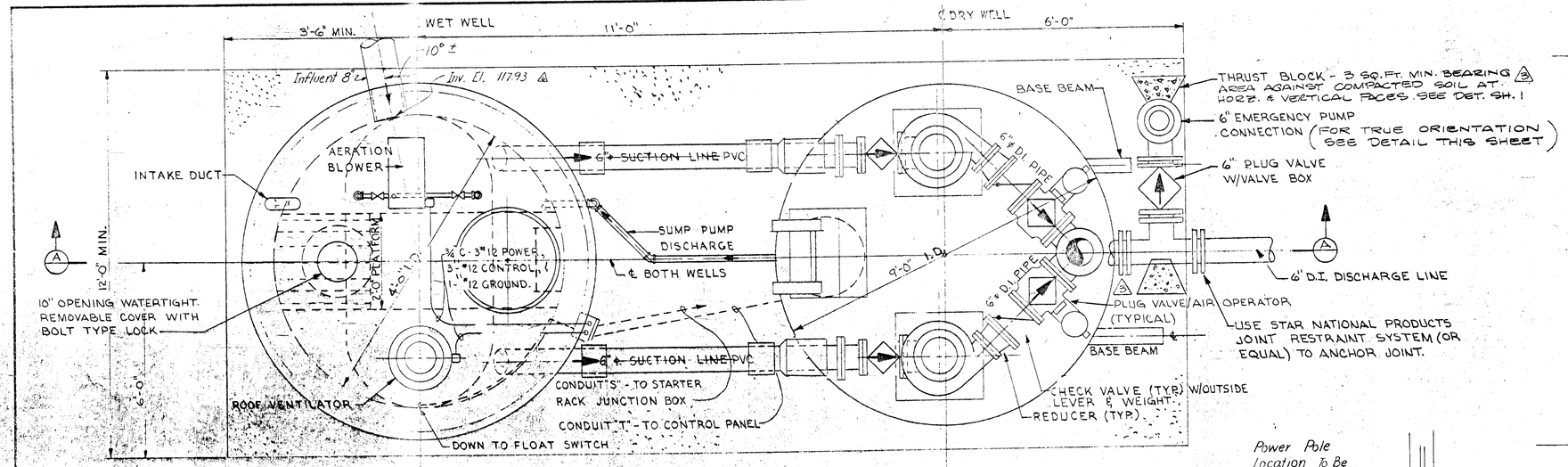

PLAN

NO SCALE

FOR TRUE ORIENTATION SEE PLOT PLAN DWG. 7 OF 8

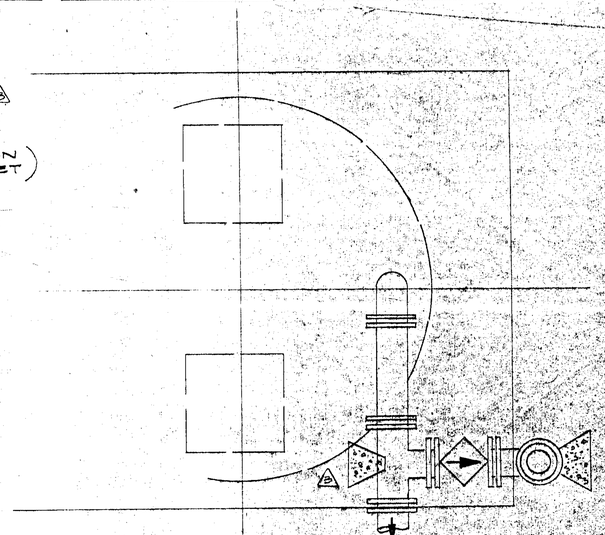

EMERGENCY PUMP CONNECTION AND DISCHARGE

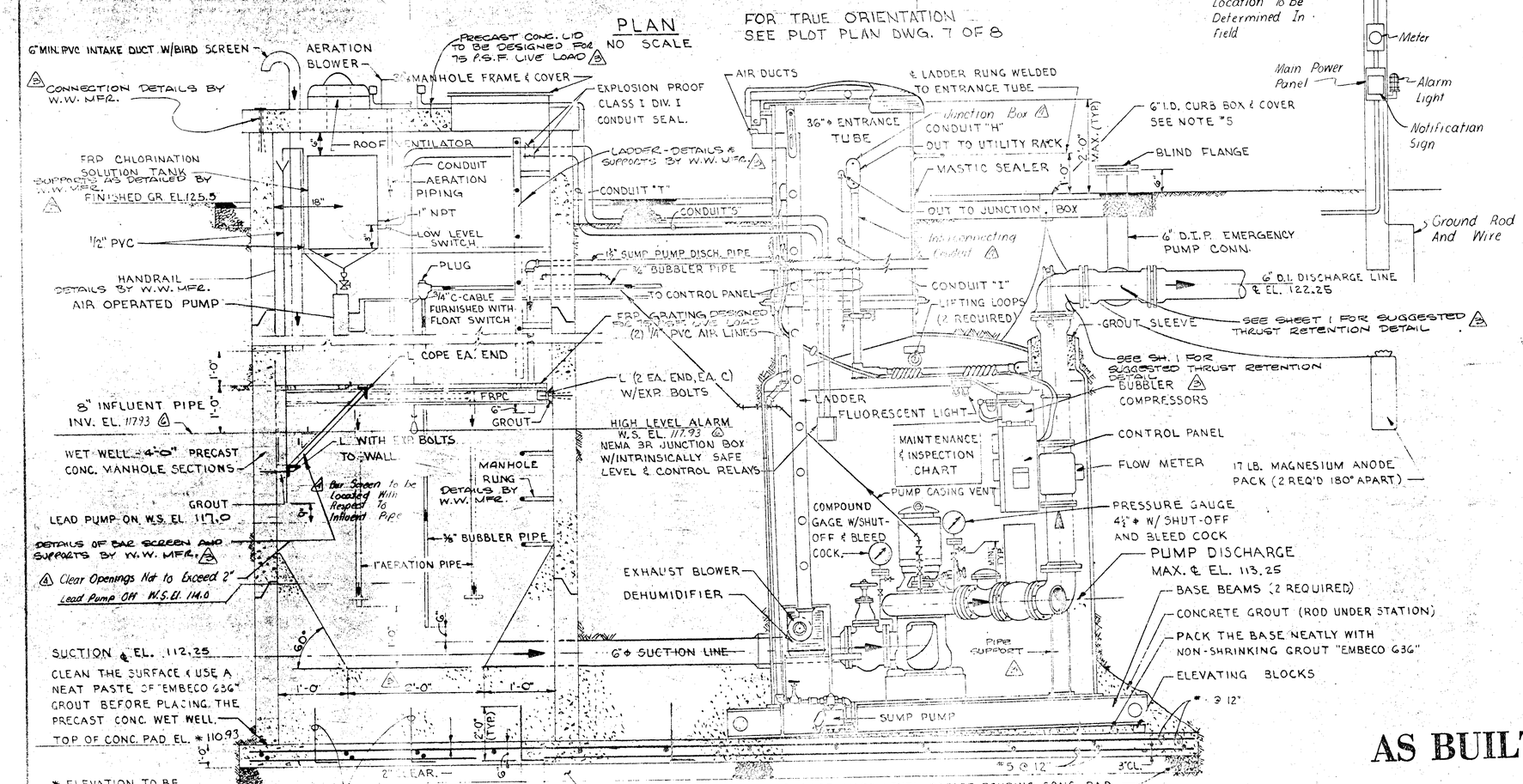

SECTION A-A

NO SCALE

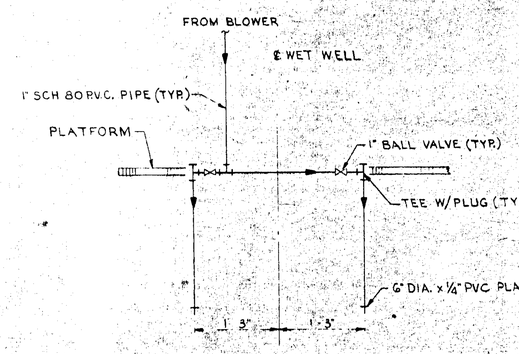

AERATION PIPING SCHEMATIC

NOTES:

1. INSTALLATION IS TO BE IN ACCORDANCE WITH STATION MANUFACTURER'S INSTRUCTIONS.
2. THE BAR SCREEN IS TO BE CONSTRUCTED OF F.R.P. BARS 1" ϕ △4 WITH 2" CLEAR OPENINGS BETWEEN BARS AND IS TO BE MOUNTED WITH THE BOTTOM OF THE SCREEN 8" BELOW THE INVERT OF THE INLET.
3. THE HANDRAILS ARE TO BE CONSTRUCTED OF FRP OR PVC PIPE MOUNTED 3'-6" ABOVE THE PLATFORM W/INTERMEDIATE RAILS AT 1'-9". EACH HANDRAIL IS TO BE SUPPORTED AT THE MIDDLE AND AT BOTH ENDS.
4. INSTALL PUMP SUCTION ℄ WET WELL CONCURRENTLY.
5. ANODE AND TANK WIRES SHALL BE STRANDED COPPER WITH TW INSULATION. ALL SPLICES SHALL BE MADE WITH THERMITE WELDS AND SCOTCH CAST OR EQUAL ENCAPSULATION EXCEPT FOR THE CONNECTION IN THE CURB BOX WHICH SHALL BE BY MECHANICAL CONNECTOR (BURNDY) AND TAPED WITH SCOTCH 33 OR EQUAL. LEAVE 24" OF SLACK IN CURB BOX.
6. PLANTINGS & SHRUBS TO BE PLANTED AT ENGINEERS DIRECTIONS.
7. △3 MAXIMUM ALLOWABLE FOUNDATION PRESSURE = 1700 P.S.F.

AS BUILT

NO.	DATE	APPR	REVISION	NO.	DATE	APPR	REVISION
1	9-15-76		Revise Title	△3	2-23-77		Relocated 8" Gravity Influent
2	9-15-76		Add High Level Alarm Elevation				
△4	10-20-76	GLB	ADDED NOTES				
3	1-28-77		Added Notes				

PUMPING STATION NO. 4
DETAILS
SANITARY SEWER SYSTEM

PRINCE GEORGE COUNTY VIRGINIA

ROY F. WESTON
ENVIRONMENTAL SCIENTISTS AND ENGINEERS
1 WIS LANE • WEST CHESTER • PENNSYLVANIA • 19380

PREPARED BY WEST CHESTER OFFICE

DRAWN	DATE	SCALE	W.O. NO.
K. LANYON	8-19-76	AS NOTED	1535-01

DWG. NO. 8 OF 8