TYPICAL TRENCH FOR WATER LINE INSTALLATION

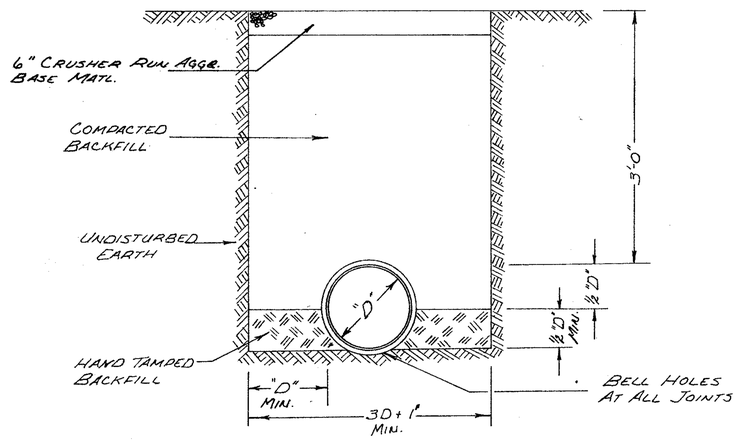

NO SCALE

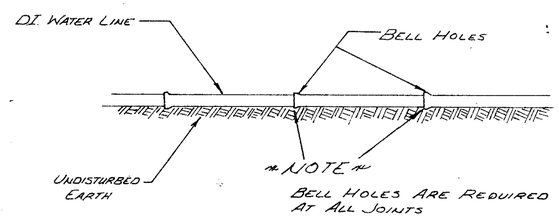

UTILIZATION OF BELL HOLES FOR UNIFORM SUPPORT OF WATER LINE

NO SCALE

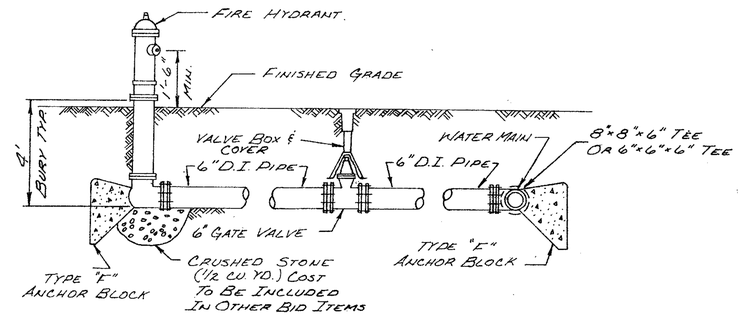

TYPICAL FIRE HYDRANT CONNECTION

NO SCALE

ANCHOR BLOCK DETAILS

NO SCALE

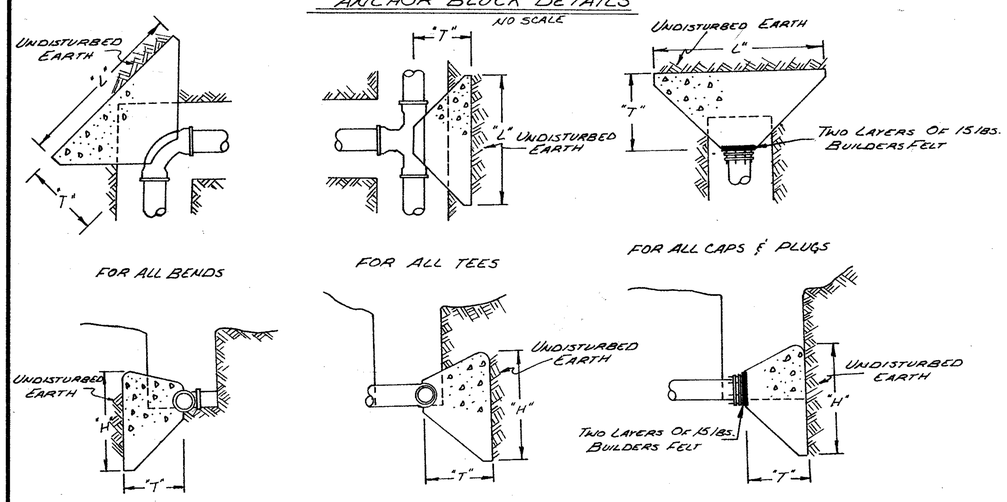

TABLE OF TYPE "F" CONCRETE ANCHOR DIMENSIONS									
PIPE SIZE IN IN.	DEGREE OF BEND	BEND DIMENSIONS IN FEET			VOL. OF CONC. C.Y.	TEES & PLUGS DIMENSIONS IN FEET			VOL. OF CONC. C.Y.
		L	H	T		L	H	T	
6	90	2.50	2.50	3.01	0.24	2.00	2.25	2.50	0.15
	45	2.00	2.25	2.60	0.15				
	22 1/2	1.50	2.00	2.52	0.10				
	11 1/4	1.50	2.00	2.50	0.10				
8	90	3.66	3.16	3.21	0.48	3.16	2.91	2.66	0.32
	45	2.66	2.66	2.77	0.26				
	22 1/2	1.66	2.16	2.49	0.13				
	11 1/4	1.66	2.16	2.67	0.13				
10	90	4.83	3.83	3.42	0.82	3.83	3.33	2.83	0.48
	45	3.33	3.08	2.95	0.40				
	22 1/2	2.33	2.58	2.86	0.24				
	11 1/4	1.83	2.33	2.84	0.18				

NUMBER OF HYPOCHLORITE TABLETS OF 5-G REQUIRED FOR DOSE OF 50 MG/L						
LENGTH OF SECTION IN FT.	DIAMETER OF PIPE (IN INCHES)					
	2"	4"	6"	8"	10"	12"
13 OR LESS	1	1	2	2	3	5
18	1	1	2	3	5	6
20	1	1	2	3	5	7
30	1	2	3	5	7	10
40	1	2	4	6	9	14

NOTE

* BASED ON 3 1/2 g AVAILABLE CHLORINE PER TABLET

TABLET METHOD CHART

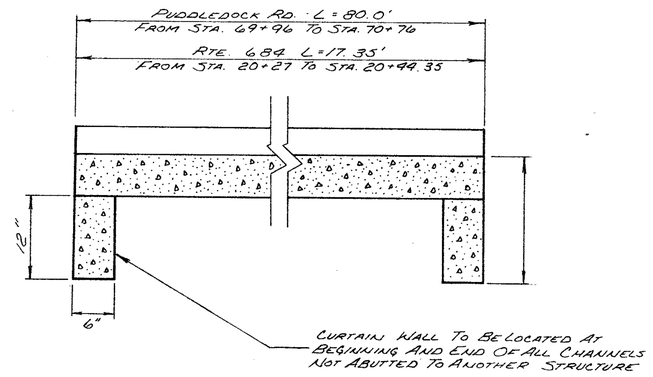

NOTE
REFER TO SHEET 3 FOR LOCATION OF PAVED DITCH

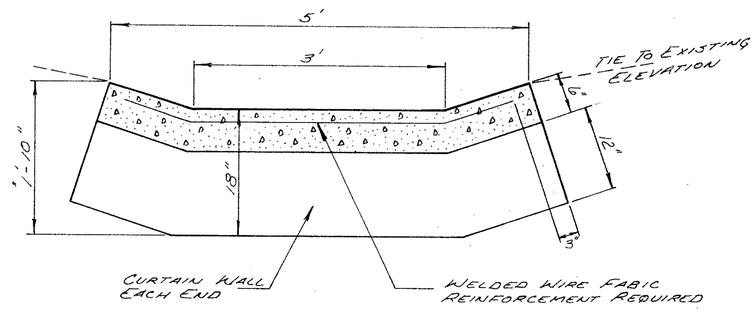

PAVED DITCH DETAIL

DIVISION OF ENGINEERING
DEPARTMENT OF PUBLIC WORKS
PETERSBURG, VIRGINIA

TYPICAL DETAIL

WATER SYSTEM
PUDDLEDOCK ROAD

SCALE NO SCALE DATE 4-25-75 DRAWN BY DCM	NOTE BOOK PAGE BY	DRAWING NO. F-3-74

SHEET D