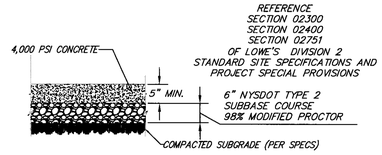

STANDARD DUTY CONCRETE PAVEMENT SECTION

1 STANDARD CONCRETE PAVEMENT SECTION DETAIL
SCALE: N.T.S.

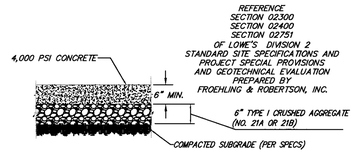

HEAVY DUTY CONCRETE PAVEMENT SECTION

16 HEAVY DUTY CONCRETE PAVEMENT SECTION DETAIL
SCALE: N.T.S.

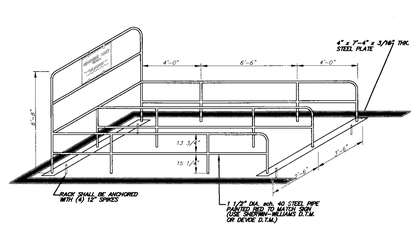

NOTE: FURNISHED AND INSTALLED BY LOWE'S

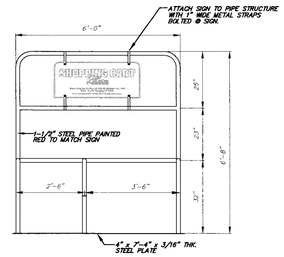

2 2 STALL CART RETURN RACK DETAIL
SCALE: N.T.S.

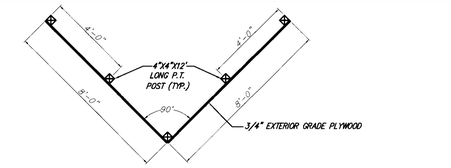

PLAN

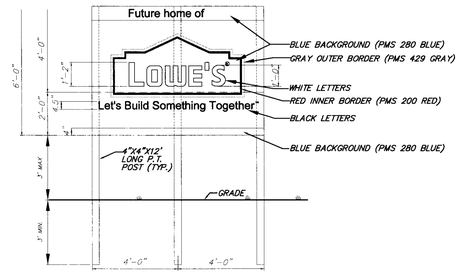

ELEVATION

NOTES:
1. CONTRACTOR TO FURNISH AND INSTALL SIGN WHEN GRADING COMMENCES. SEE EROSION CONTROL PLAN FOR LOCATION.

2. WHITE STYRENE MOUNTED TO EXTERIOR GRADE PLYWOOD

3 FUTURE HOME SIGN
SCALE: N.T.S.

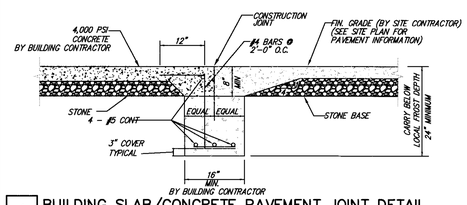

4 BUILDING SLAB/CONCRETE PAVEMENT JOINT DETAIL
SCALE: N.T.S.

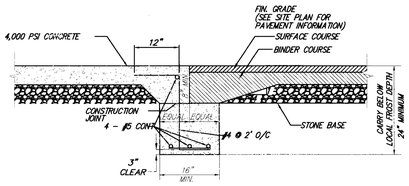

BY SITE CONTRACTOR

5 CONCRETE/ASPHALT JOINT DETAIL
SCALE: N.T.S.

REFERENCE



6 CART RETURN SIGN DETAIL
SCALE: N.T.S.

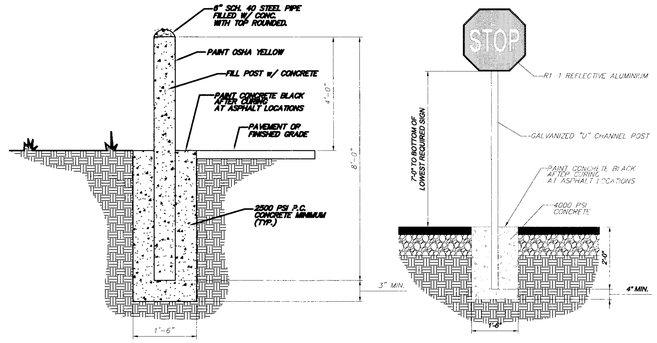

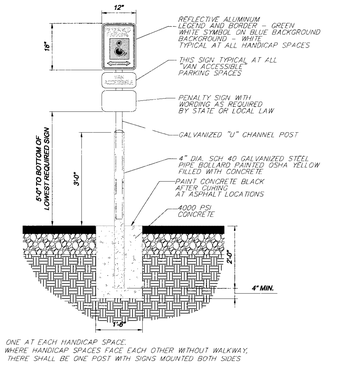

8 BOLLARD DETAIL
SCALE: N.T.S.

9 STOP SIGN DETAIL
SCALE: N.T.S.

10 ACCESSIBLE PARKING SIGN
SCALE: N.T.S.

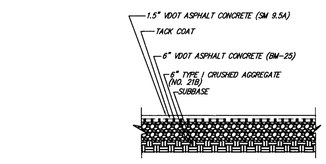

VDOT R/W ASPHALT PAVEMENT SECTION

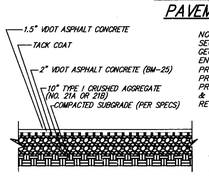

NOTE: PAVEMENT SECTIONS FROM GEOTECHNICAL ENGINEERING REPORT PROPOSED LOWE'S OF PRINCE GEORGE, PREPARED BY FROEHLING & ROBERTSON, INC. REVISED JUNE 2007.

REFERENCE
SECTION 02300
SECTION 02400
SECTION 02741
OF LOWE'S DIVISION 2 STANDARD SITE SPECIFICATIONS AND PROJECT SPECIAL PROVISIONS

HEAVY DUTY ASPHALT PAVEMENT SECTION

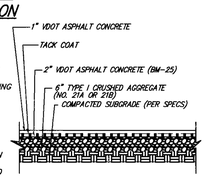

STANDARD DUTY ASPHALT PAVEMENT SECTION

11 ASPHALT PAVEMENT SECTION DETAILS
SCALE: N.T.S.



① CONTRACTION JOINTS SPACE TO BE EQUAL TO SIDEWALK WIDTH
② EXPANSION JOINTS 100' O/C
③ ALL JOINTS SEALED PER SPEC

REFERENCE SECTION 02751 OF LOWE'S DIVISION 2 STANDARD SITE SPECIFICATIONS AND PROJECT SPECIAL PROVISIONS

12 SIDEWALK DETAIL
SCALE: N.T.S.

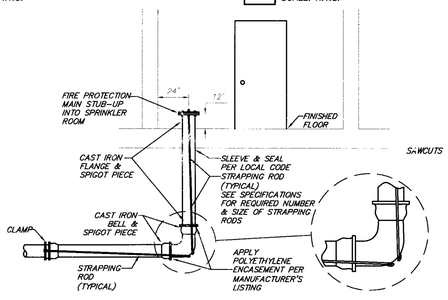

13 UNDERGROUND RESTRAINT DETAIL
SCALE: N.T.S.

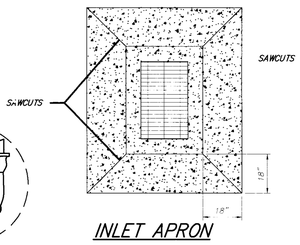

INLET APRON

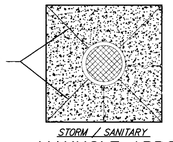

STORM / SANITARY
MANHOLE APRON

NOTE:
DIAMETER OF MANHOLE SHALL BE REVIEWED BY THE GENERAL CONTRACTOR TO DETERMINE A LEGEND OF STANDARD MANHOLE DIMENSIONS WITH RESPECT TO PROPOSED PIPE SIZES, NUMBER AND GEOMETRY. OVER SIZE MANHOLES SHALL BE PROVIDED IF MINIMUM 6" WALL DIMENSION BETWEEN PIPES IS NOT MANUFACTURED.

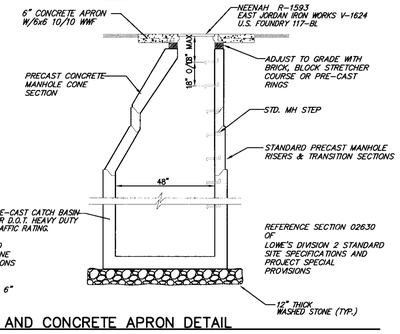

14 STORM MANHOLE AND CONCRETE APRON DETAIL
SCALE: N.T.S.

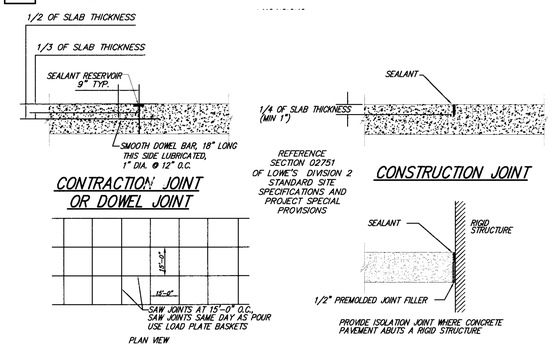

15 CONCRETE PAVEMENT JOINT DETAILS
SCALE: N.T.S.

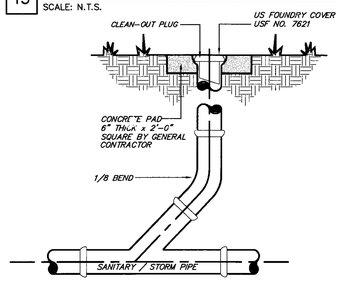

17 CLEANOUT DETAIL
SCALE: N.T.S.

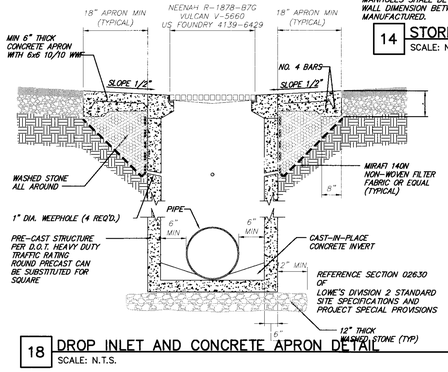

18 DROP INLET AND CONCRETE APRON DETAIL
SCALE: N.T.S.

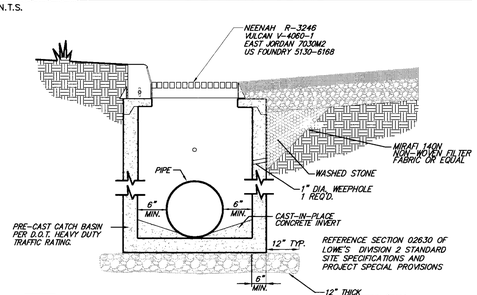

19 CURB INLET DETAIL
SCALE: N.T.S.

REVISIONS
PRE BID SET ISSUE DATE / POST BID SET ISSUE DATE

DATE	DESCRIPTION
12-14-07	County Comments
01-24-08	VDOT Comments
02-12-08	VDOT Comments
02-27-08	VDOT Comments
02-27-08	LOWE'S Comments

COMMONWEALTH OF VIRGINIA
DAVID K. WRIGHT
LIC. NO. 31538
PROFESSIONAL ENGINEER

CLOUGH HARBOUR & ASSOCIATES LLP
10800 Midlothian Turnpike, The Winterfield Building, Suite 303 · Richmond, VA 23235-4700
Main: (804) 897-3564 · www.cloughharbour.com

LOWE'S HOME CENTERS, INC.
P.O. BOX 1111
N. WILKESBORO, NC 28656
336.658.4000 (V) 336.658.3257 (F)

THIS DRAWING IS THE PROPERTY OF LOWE'S HOME CENTERS, INC. ANY USE OR REPRODUCTION IN WHOLE OR PART IS PROHIBITED WITHOUT THE EXPRESSED WRITTEN CONSENT OF LOWE'S HOME CENTERS, INC. COPYRIGHT 2004 ALL RIGHTS RESERVED

LOWE'S

LOWES STANDARD SITE DETAILS
LOWE'S OF PRINCE GEORGE, VA
117 K SUPER WIDE
PRINCE GEORGE, VA
PROJECT No: 15984 | DRAWN BY: KAW | CHECKED BY: ISH

ORIGINAL ISSUE DATE: 11-05-07
PERMIT SET ISSUE DATE: 12-14-07
CONSTRUCTION SET ISSUE DATE:
DRAWING NUMBER:
C-110

File: K:\15984\CADD\ACAD\01-CD-DWG PLANS\100-PERCENT\15984_C-110.DWG
Plot: 5/27/2008 2:28:51 PM Model: 07/02/2008 2:35:49 PM User: Mark Chinnis