NOTE: VDOT STANDARD IS-1 (INLET SHAPING) IS REQUIRED FOR ALL PROPOSED DRAINAGE STRUCTURES.

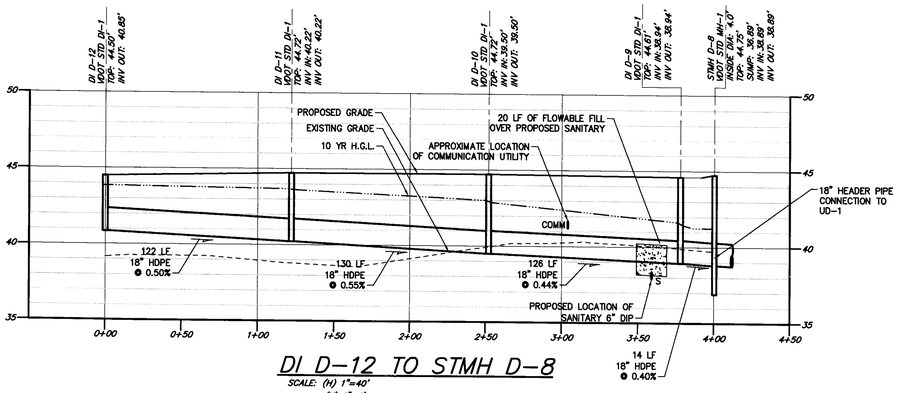

DI D-12 TO STMH D-8

SCALE: (H) 1"=40'
(V) 1"=4'

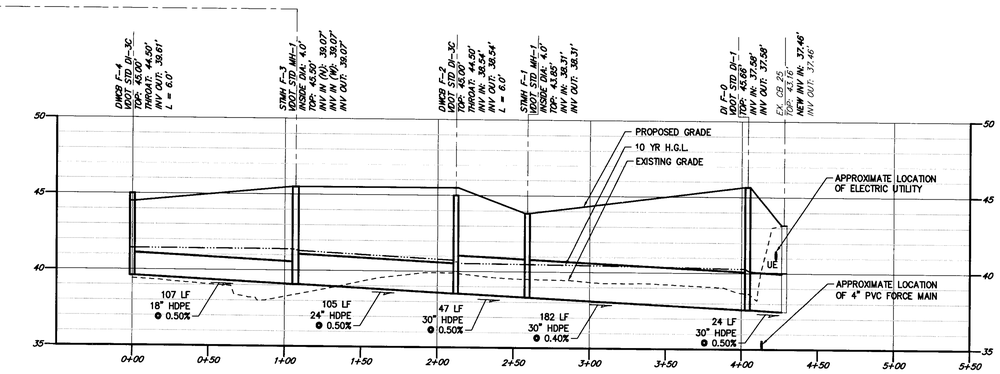

DWCB F-4 TO EX. CB 25

SCALE: (H) 1"=40'
(V) 1"=4'

DRAINAGE STRUCTURE SCHEDULE

STRUCTURE I.D.	TOP OF FRAME	INVERT IN	INVERT OUT	VDOT STANDARD
SWCB A-3	43.65'	–	39.03'	DI-3B
SWCB A-2	42.95'	37.09(W)(E)	37.09'	DI-3B
DWCB A-1	39.80	36.81'	36.81'	DI-3C
EX.CB 46	39.40'	36.67'	36.67'	JB-1
EX.CB 48	39.83'	36.63'	36.63'	DI-3C TOP W/ JB-1 BASE
EX.CB 52	40.41'	35.46'(S)(W)	35.46'	–
SWCB A-2.1	42.95'	–	38.49'	DI-3B
SWCB B-2	42.58'	–	38.08'	DI-3B
SWCB B-1	43.25'	37.00'	37.00'	DI-3B
EX.CB 50	40.38'	35.83'	35.83'	–
CB C-1.1	42.00'	–	36.05'	DI-3A
STMH C-1	40.00'	35.64' (S)(W)	35.64'	MH-1
SWCB C-3	41.70'	–	37.20'	DI-3B
DWCB C-2	40.61'	36.11'	36.11'	DI-3C
EX.CB 58	38.37'	35.37'	34.37'	–
STMH D-1.3	43.25'	38.49'	38.49'	MH-1
CB D-1.2	40.55	35.83'	35.83'	DI-2E
STMH D-1.1	41.29'	35.96'	35.96'	DI-3A
STMH D-1	41.25'	35.06' (NE)(NW)	35.06'	MH-1
STMH D-7	44.75'	38.53'	38.53'	MH-1
SWCB D-6	43.64'	38.31'	38.31'	DI-1
DWCB D-5	42.99'	37.69'	37.69'	DI-3C
DWCB D-4	41.20'	36.78'	36.78'	DI-3B
DWCB D-3	41.26'	36.55'	36.55'	DI-3B
DWCB D-2	41.50'	35.18'	35.18'	DI-3B
EX.CB 42	39.45'	34.95' (N)(NE)	34.95'	DI-3C TOP W/ JB-1 BASE
EX.CB 44	39.50'	34.55'	34.55'	–
DI D-12	44.50'	–	40.85'	DI-1
DI D-11	44.72'	40.22'	40.22'	DI-1
DI D-10	44.72'	39.50'	39.50'	DI-1
DI D-9	44.61'	38.94'	38.94'	DI-1
STMH D-8	44.75'	38.89'	38.89'	MH-1
DWCB F-4	45.00'	–	39.61'	DI-3C
STMH F-3	45.50'	39.07' (N)(W)	39.07'	MH-1
DWCB F-2	45.00'	38.54'	38.54'	DI-3C
STMH F-1	43.85'	38.31'	38.31'	MH-1
DI F-0	45.66'	37.58'	37.58'	DI-1
EX.CB 25	43.16'	37.46'	37.46'	–
DI G-1	45.66'	–	38.03'	DI-1
EX.CB 29	41.83'	37.25'	37.03'	–
FES F-3.3	–	–	39.44'	ES-1
SWCB F-3.2	43.28'	39.37'	39.37'	DI-3B
SWCB F-3.1	43.28'	39.20'	39.20'	DI-3B

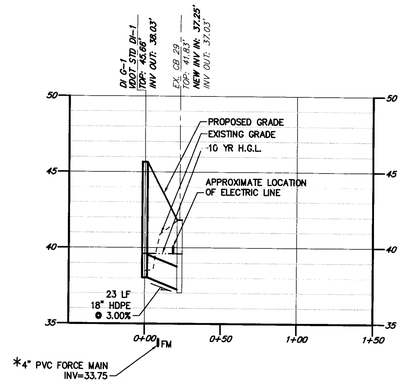

DI G-1 TO EX. CB 29

SCALE: (H) 1"=40'
(V) 1"=4'

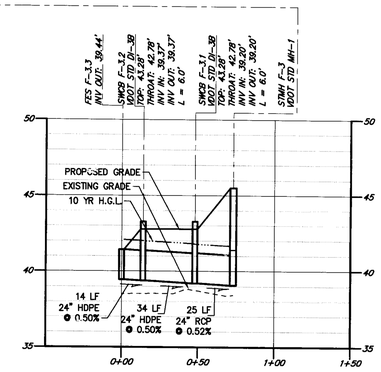

FES F-3.3 TO DI F-3

SCALE: (H) 1"=40'
(V) 1"=4'

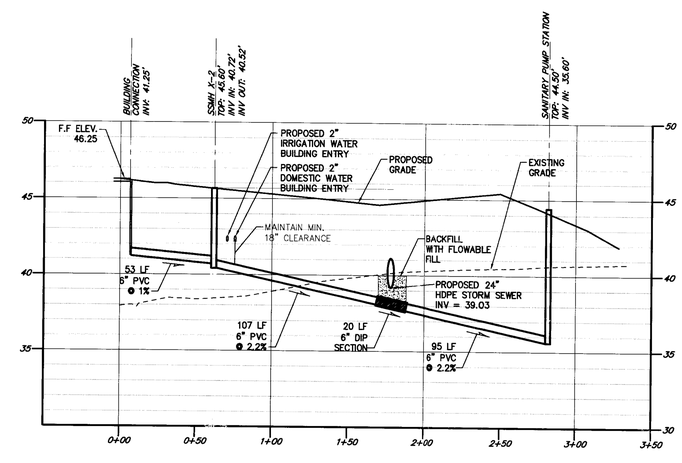

BUILDING TO SANITARY PUMP STATION

SCALE: (H) 1"=40'
(V) 1"=4'

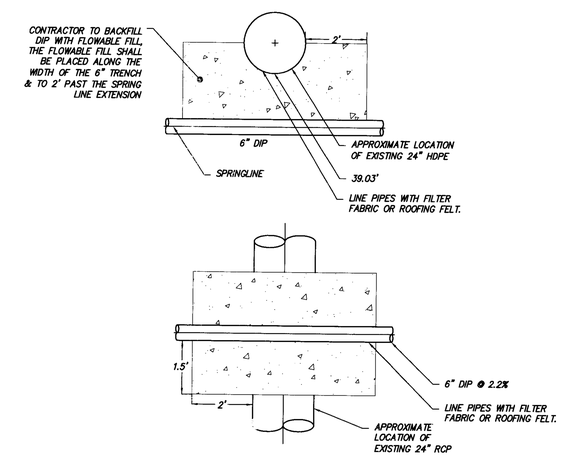

1 FLOWABLE FILL DETAIL
SCALE: N.T.S.

DIG WITH C.A.R.E. CALL MISS UTILITY KEEP VIRGINIA SAFE

FOR MORE INFORMATION CONTACT THE STATE CORPORATION COMMISSION DIVISION OF UTILITY AND RAILROAD SAFETY CALL: 1-800-552-7001

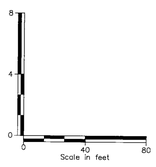

* FORCE MAIN LOCATIONS DETERMINED FROM A PLAN ENTITLED FARRISH COMMERCE PLAN & PROFILE, BY TIMMONS GROUP, 7 JULY, 2005

File: K:\16984\CADD\ACAD\03-DESIGN-PLANS\100-PROJECT\16984_C-104.DWG
Saved: 2/26/2008 11:58:51 AM Plotted: 3/10/2008 2:24:59 PM Laser Mark, Danielle

REVISIONS

DATE	DESCRIPTION
12-14-07	County Comments
01-17-08	VDOT Comments
02-12-08	VDOT Comments
02-26-08	VDOT Comments

COMMONWEALTH OF VIRGINIA
DAVID J. KAUFFMAN
LIC. NO. 31638
PROFESSIONAL ENGINEER

CLOUGH HARBOUR & ASSOCIATES LLP
10800 Midlothian Turnpike, The Willows Building, Suite 303 · Richmond, VA 23235-4700
Main: (804) 897-3564 · www.cloughharbour.com

LOWE'S HOME CENTERS, INC.
P.O. BOX 1111
N. WILKESBORO, NC 28656
336.658.4000 (V) 336.658.3257 (F)

THIS DRAWING IS THE PROPERTY OF LOWE'S HOME CENTERS, INC. ANY USE OR REPRODUCTION IN WHOLE OR PART IS PROHIBITED WITHOUT THE EXPRESSED WRITTEN CONSENT OF LOWE'S HOME CENTERS, INC. COPYRIGHT 2008 ALL RIGHTS RESERVED

LOWE'S

UTILITY PROFILES
LOWE'S OF PRINCE GEORGE, VA
117 K SUPER WIDE
PRINCE GEORGE, VA

PROJECT NO. 16984 | DRAWN BY: | CHECKED BY:

ORIGINAL ISSUE DATE: 11-05-07
PERMIT SET ISSUE DATE: 12-14-07
CONSTRUCTION SET ISSUE DATE:
DRAWING NUMBER:

C-104.2