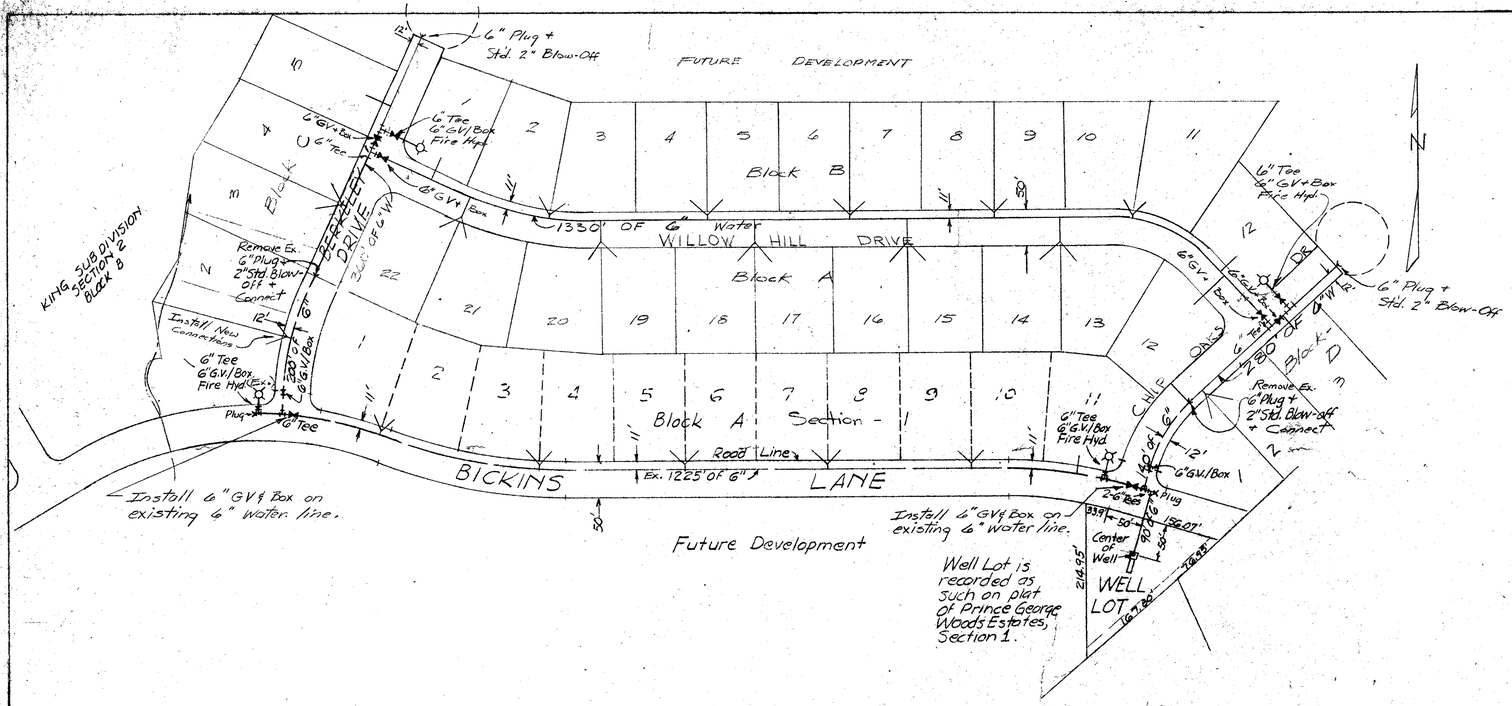

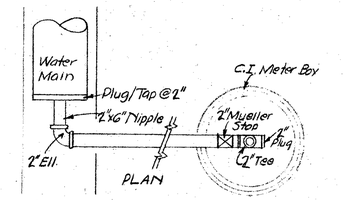

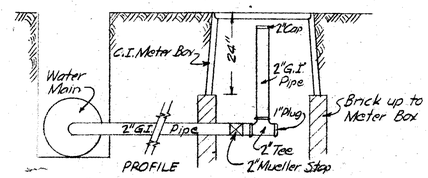

BLOWOFF DETAIL

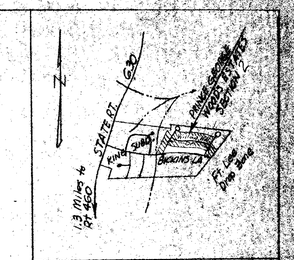

VICINITY MAP 1" = 2000'

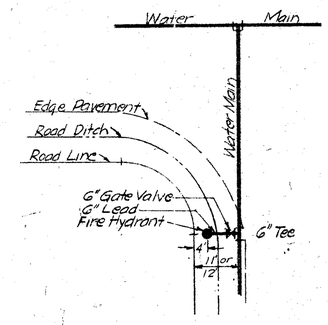

FIRE HYDRANT SETTING DETAIL

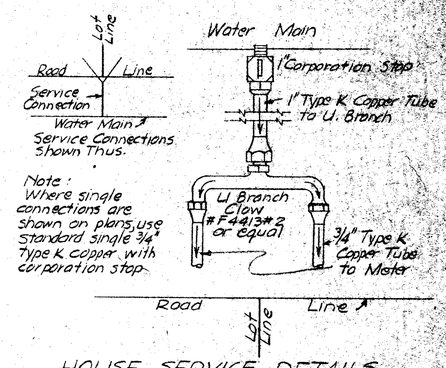

Note: Where single connections are shown on plans, use Standard single 3/4" Type K copper with corporation stop.

HOUSE SERVICE DETAILS

SPECIFICATIONS:

MATERIALS

1. Water mains shown to be Cement-Asbestos, Class 150; Johns Manville Transite or equal.
2. Fittings to be mechanical joint to conform to ASA Spec. A-21. Fittings shall be of the same class as connecting pipe.
3. Meter boxes to be Ford; All valves and Fire Hydrants to be Mueller. Fire Hydrants to have National Std. Thread
4. Water Meters to be either Hersey or Badger with speedometer type dial to read in gallons.
5. All materials to be free of defects and shall be installed according to manufacturers instructions.

CONSTRUCTION

1. Water mains to be installed to provide minimum cover of 42" over barrel of pipe.
2. The contractor shall place bulk concrete behind all bends, tees, valves, and fire hydrants.
3. The securing of any Permits required shall be the contractor's responsibility.

STERILIZATION

1. All new water mains shall be sterilized by the contractor with HTH, or equal, tablets. A minimum contact time of three hours is required. 6" pipe requires 1½ tablets per 13' joint.

TESTING

1. Prior to backfilling, each valved section of the system shall be subjected to a pressure test. Any defects discovered during this test shall be corrected and the test repeated until a pressure of 100 psi can be maintained for a period of one hour.

GUARANTEE PERIOD

1. After completion and acceptance of this system, the contractor will come on call and assure satisfactory operation for a period of 365 days from date of Final acceptance by the Owner.

APPROVED FOR CONSTRUCTION 5/15/73

CONTRACT No.

COMMONWEALTH OF VIRGINIA MICHAEL P. MOLINO CERTIFICATE NO. 5921 PROFESSIONAL ENGINEER

L. A. PRADE BROS.-CIVIL ENGINEERS-RICHMOND, VA.

COUNTY OF PRINCE GEORGE, VIRGINIA
WATER IMPROVEMENTS

PRINCE GEORGE WOODS ESTATES SECTION-2

Date: Mar. 5, 73	Revisions: 5/15/73	Drawing No. 1 OF 1
Scale: 1" = 100'		
Design: MPM		
Drawn: MPM		
Checked:		