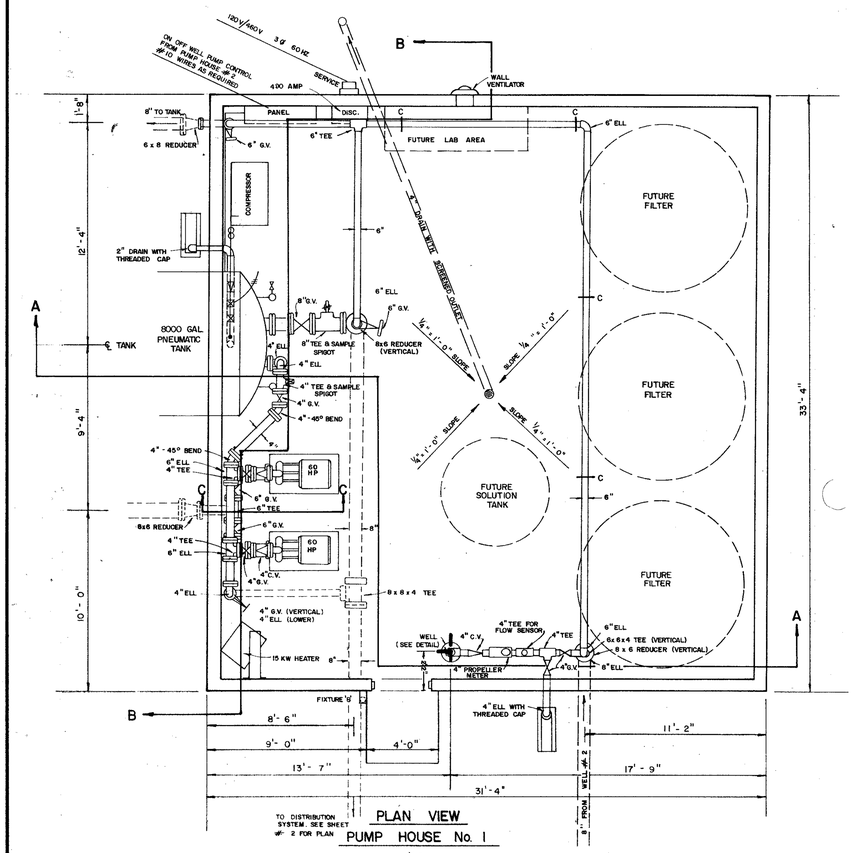

PLAN VIEW
PUMP HOUSE No. 1
SCALE 1/4" = 1'-0"

SEE SHEET # 6 FOR PUMP HOUSE No. 2 SCHEMATIC

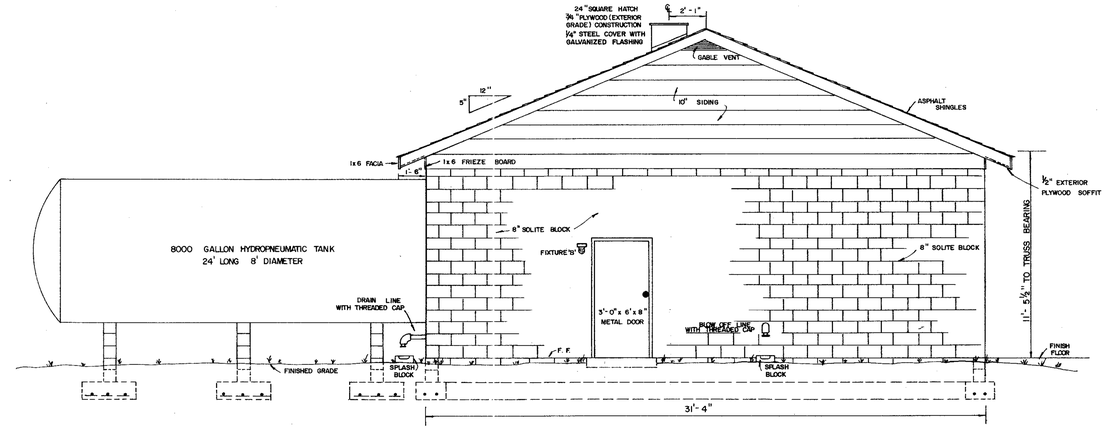

FRONT ELEVATION PUMP HOUSE No. 1
SCALE 1/4" = 1'-0"

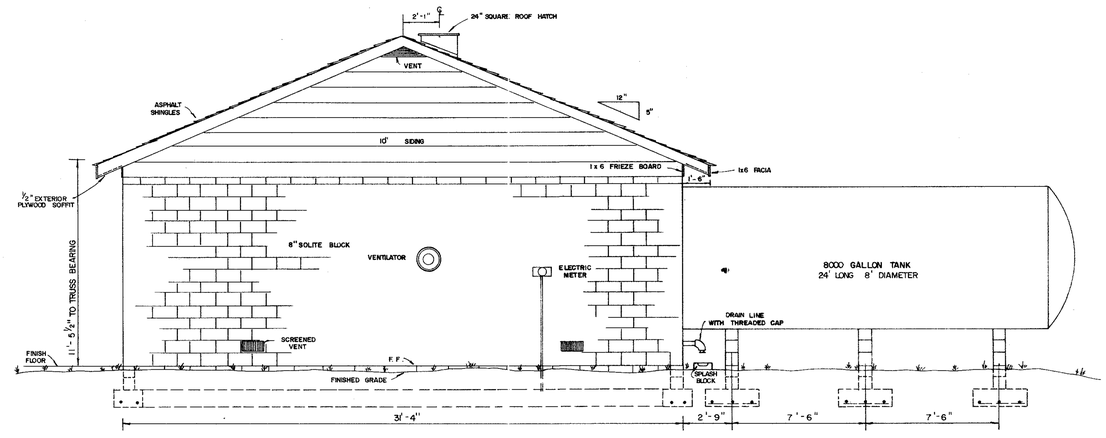

REAR ELEVATION PUMP HOUSE No. 1
SCALE 1/4" = 1'-0"

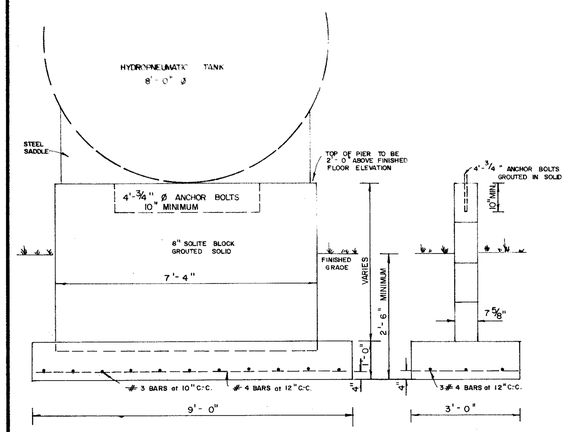

TANK SUPPORT DETAIL
SCALE 1/2" = 1'-0"

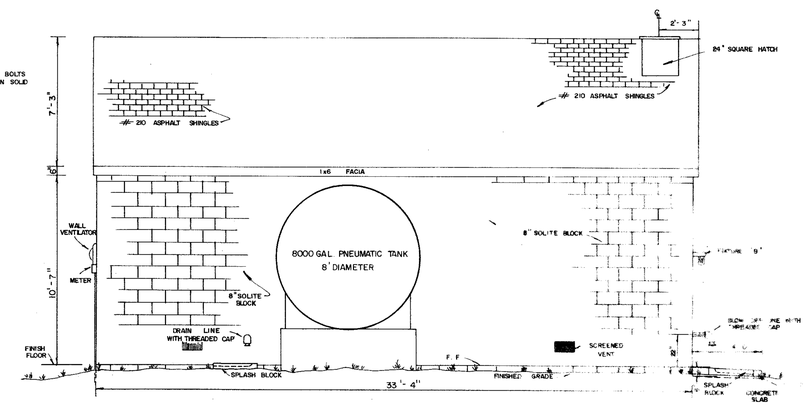

LEFT SIDE ELEVATION PUMP HOUSE No. 1
SCALE 1/4" = 1'-0"

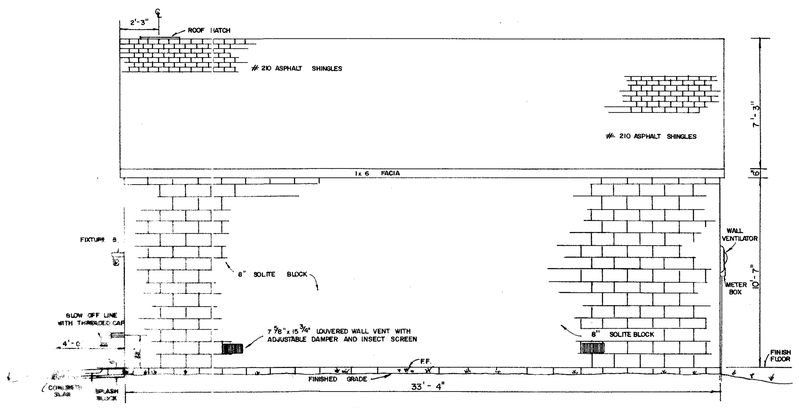

RIGHT SIDE ELEVATION PUMP HOUSE No. 1
SCALE 1/4" = 1'-0"

CHARLES C. TOWNES & ASSOCIATES
Engineers, Planners, Land Surveyors
110 Norfolk Ave., P.O. Box 97
Colonial Heights, Va. 23834
804-526-6766

COMMONWEALTH OF VIRGINIA
CERTIFICATE No. # 10478
CHARLES E. TOWNES
PROFESSIONAL ENGINEER

PRINCE GEORGE INDUSTRIAL WATER PROJECT
RIVES DISTRICT
PRINCE GEORGE COUNTY, VIRGINIA

PUMP HOUSE No. 1 PLAN

REVISIONS	
DATE	ITEM

DATE
MAY 26, 1962

SCALE
AS SHOWN

DRAWN BY
JDJ

CHECKED BY
CET

F.B. #

SHEET #
4