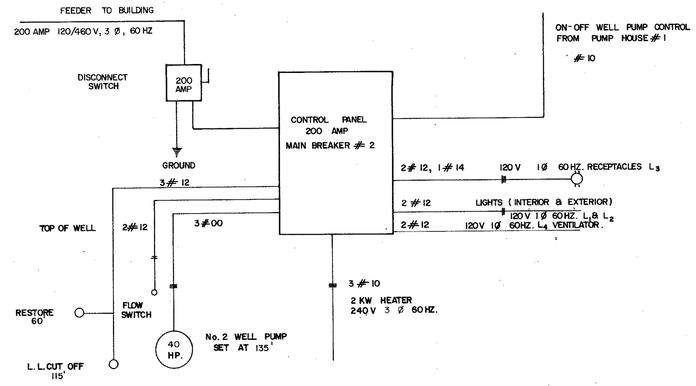

ELECTRICAL SCHEMATIC PUMP HOUSE No. 2

NO SCALE

ELECTRICAL NOTES

1. ALL EQUIPMENT SHALL BE GROUNDED ACCORDING TO THE NATIONAL ELECTRIC CODE.
2. THE LOCATION OF LIGHT FIXTURES MAY BE REASONABLY MOVED TO ACCOMODATE INSTALLATION
3. ALL INSTALLATIONS SHALL CONFORM TO THE NATIONAL ELECTRIC CODE AND APPLICABLE LOCAL CODES.
4. CONDUIT RUNS ARE SHOWN IN GENERAL. THE DRAWINGS ARE DIAGRAMMATIC ONLY, EXCEPT WHERE SPECIFICALLY DIMENSIONED. ALL WORK SHALL BE ACCURATELY LAID OUT IN COOPERATION WITH OTHER TRADES TO AVOID CONFLICTS AND MAINTAIN MAXIMUM ACCESSIBILITY AND HEADROOM.

LIGHTING SCHEDULE

FIXTURE No.	WATTS	STYLE	MANUFACTURER
A	100	CEILING MOUNTED CAT. No. 3943 & 3900 A	KENALL
B	100	MERCURY VAPOLET WALL MOUNTED, CAT. No. IL 100-120	BENJAMIN

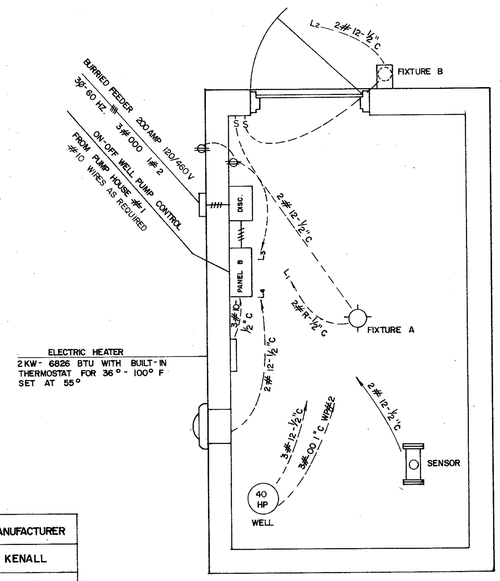

ELECTRICAL PLAN PUMP HOUSE No. 2

SCALE : ½" - 1'

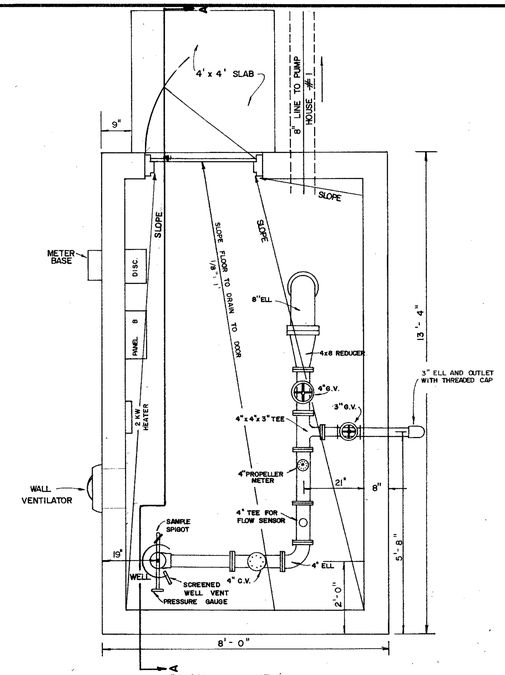

PLAN VIEW
PUMP HOUSE No. 2

SCALE: 1/2" = 1'

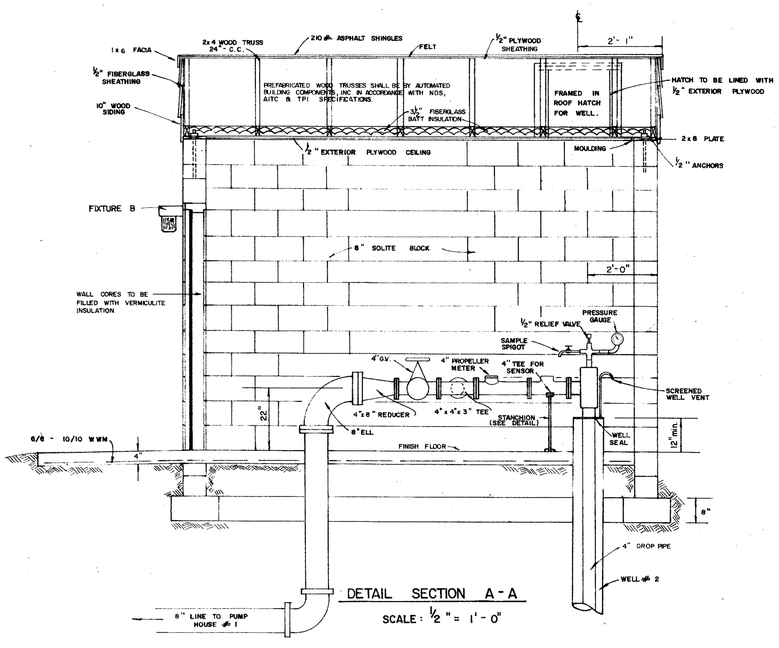

DETAIL SECTION A - A

SCALE : ½" = 1' - 0"

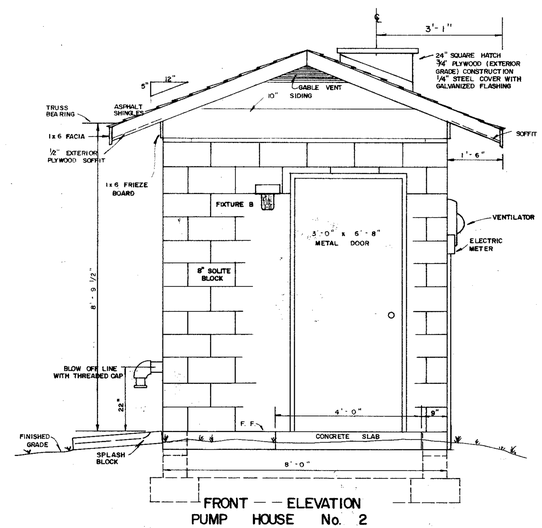

FRONT — ELEVATION
PUMP HOUSE No. 2

SCALE: 1/2" = 1'

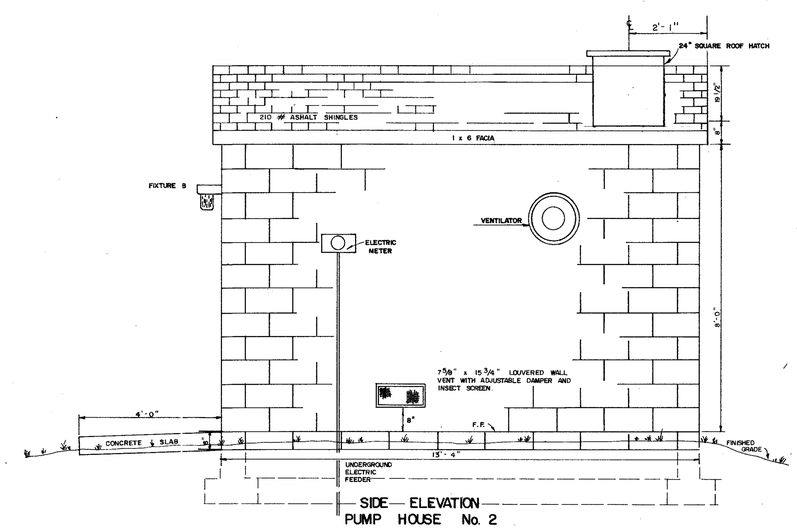

SIDE — ELEVATION
PUMP HOUSE No. 2

SCALE: 1/2" = 1'

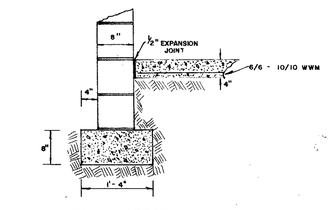

FOOTING DETAIL

NO SCALE

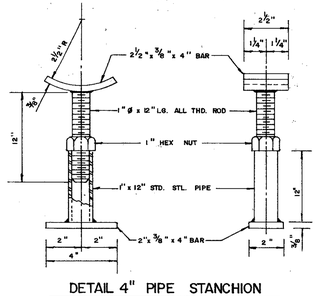

DETAIL 4" PIPE STANCHION

NO SCALE

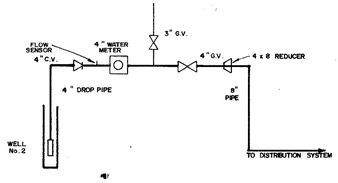

WATER PIPING SCHEMATIC
PUMP HOUSE No. 2

NO SCALE

CHARLES C. TOWNES & ASSOCIATES
Engineers, Planners, Land Surveyors
110 Norfolk Ave., P.O. Box 97
Colonial Heights, Va. 23834
804-526-6766

COMMONWEALTH OF VIRGINIA
CHARLES E. TOWNES
CERTIFICATE No. # 10478
PROFESSIONAL ENGINEER

PRINCE GEORGE INDUSTRIAL WATER PROJECT
RIVES DISTRICT
PRINCE GEORGE COUNTY, VIRGINIA

PUMP HOUSE No. 2 PLAN

REVISIONS

DATE	ITEM

DATE: MAY 26, 1982

SCALE: AS SHOWN

DRAWN BY: HJM & JDJ

CHECKED BY: CET

F.B. #

SHEET # 3