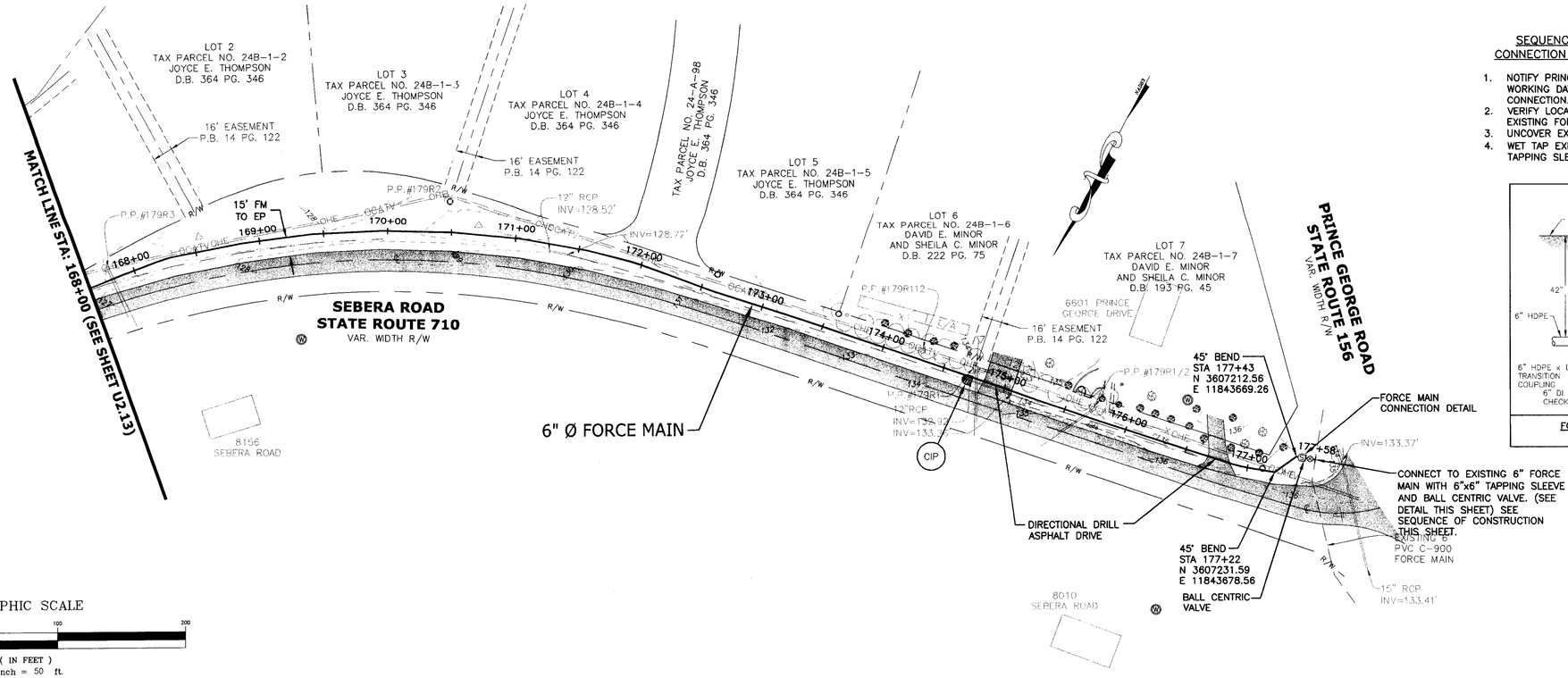

GRAPHIC SCALE

50 0 25 50 100 200

(IN FEET)
1 inch = 50 ft.

SEQUENCE OF CONSTRUCTION FOR CONNECTION TO EXISTING 6" FORCE MAIN

1. NOTIFY PRINCE GEORGE DEPT. OF UTILITIES 2 WORKING DAYS PRIOR TO STARTING WORK FOR CONNECTION.
2. VERIFY LOCATION, DEPTH, AND MATERIAL OF EXISTING FORCE MAIN.
3. UNCOVER EXISTING FORCE MAIN.
4. WET TAP EXISTING 6" FORCE MAIN WITH 6" TAPPING SLEEVE AND PLUG VALVE.

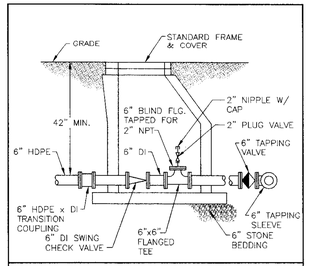

FORCE MAIN CONNECTION DETAIL
NOT TO SCALE

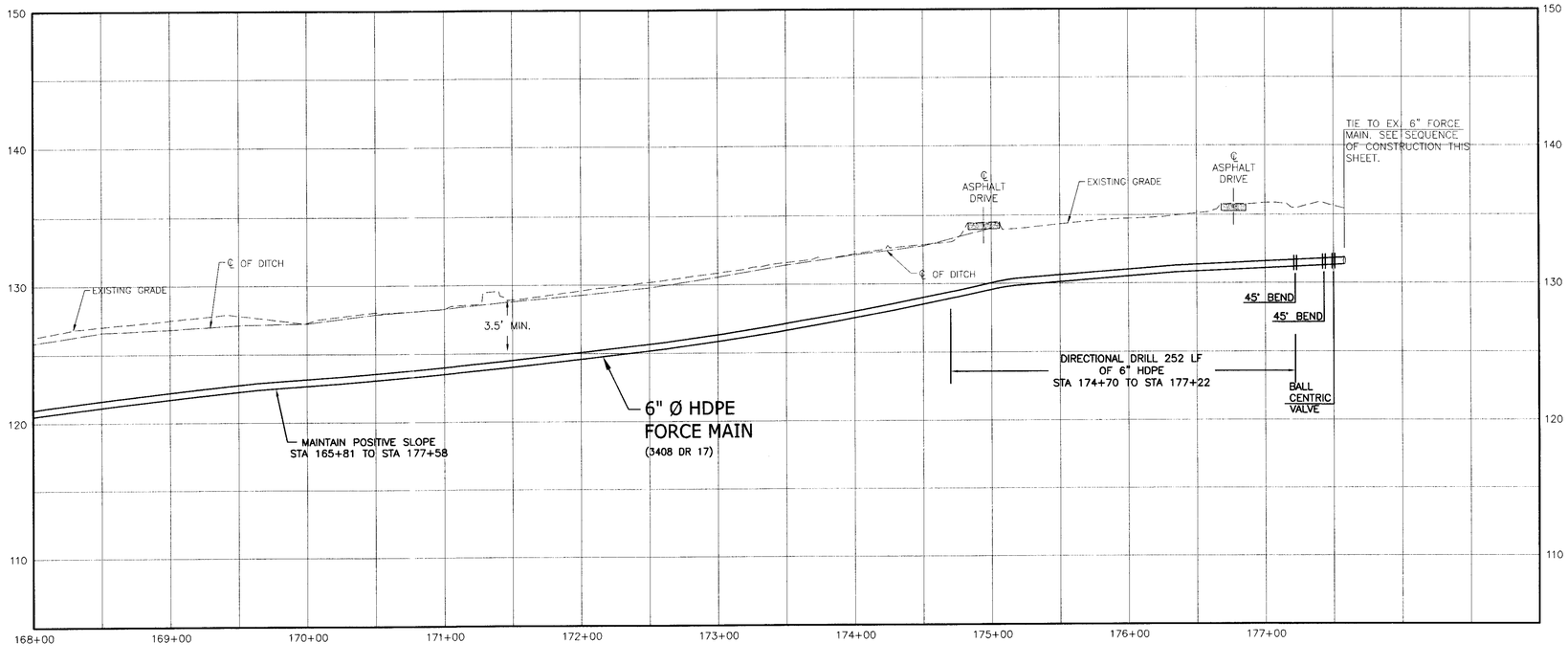

COMMONWEALTH OF VIRGINIA
ALFRED R. WILLIAMS
No. 032037
2/25/08
PROFESSIONAL ENGINEER

THIS DRAWING PREPARED AT THE
CORPORATE OFFICE
1001 Boulders Parkway, Suite 300 | Richmond, VA 23225
TEL 804.200.6500 FAX 804.560.1016 www.timmons.com

YOUR VISION ACHIEVED THROUGH OURS.

Site Development | Residential | Infrastructure | Technology

DATE	REVISION DESCRIPTION

DATE 1/4/08
DRAWN BY M. ROBESON
DESIGNED BY T. ADAMS
CHECKED BY T. DILEGO
SCALE 1" = 50'

TIMMONS GROUP

NORTH ELEMENTARY SCHOOL PUMPING STATION & FORCE MAIN
PRINCE GEORGE COUNTY, VIRGINIA
PLAN & PROFILE

JOB NO. 24326
SHEET NO. U2.14

These plans and associated documents are the exclusive property of TIMMONS GROUP and may not be reproduced in whole or in part and shall not be used for any purpose whatsoever, inclusive, but not limited to construction, bidding, and/or construction staking without the express written consent of TIMMONS GROUP.

L:\201\24326_PRINCE_GEORGE_ELEMENTARY\DWG\24326C-UTL.dwg | Plotted on 2/25/2008 8:54 AM | by Todd Kilduff