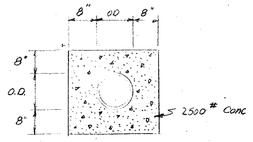


PIPE ENCASEMENT
NTS

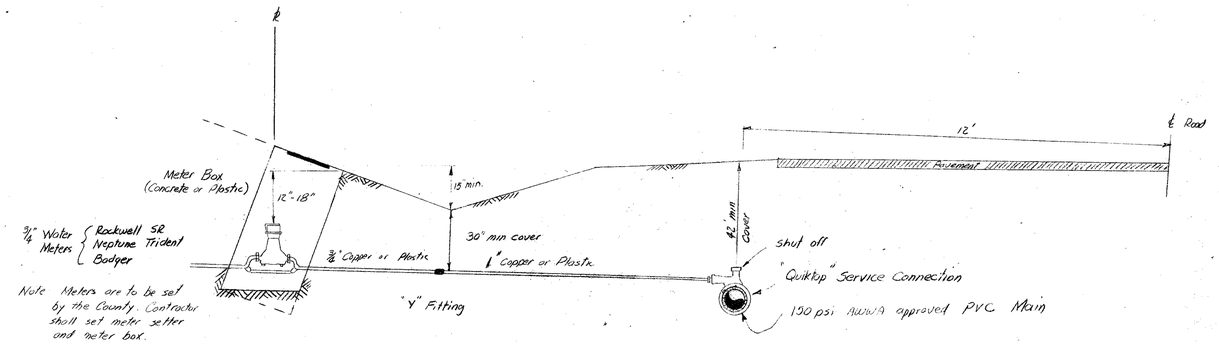


Note Meters are to be set by the County. Contractor shall set meter setter and meter box.

HOUSE SERVICE DETAILS
1"=2'

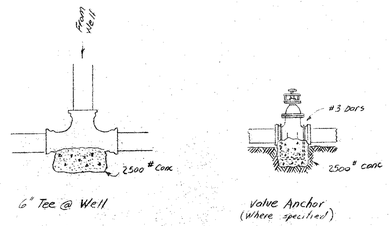


THRUST BLOCKS
NTS

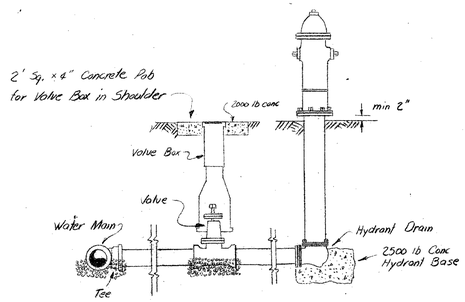


FIRE HYDRANT
NTS

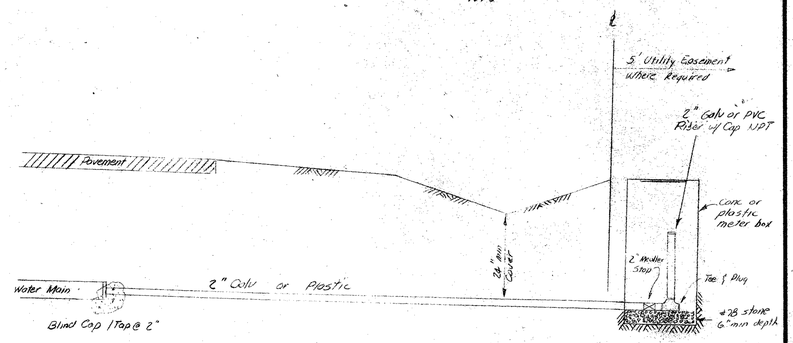


DEAD END BLOW-OFF DETAIL
1"=2'

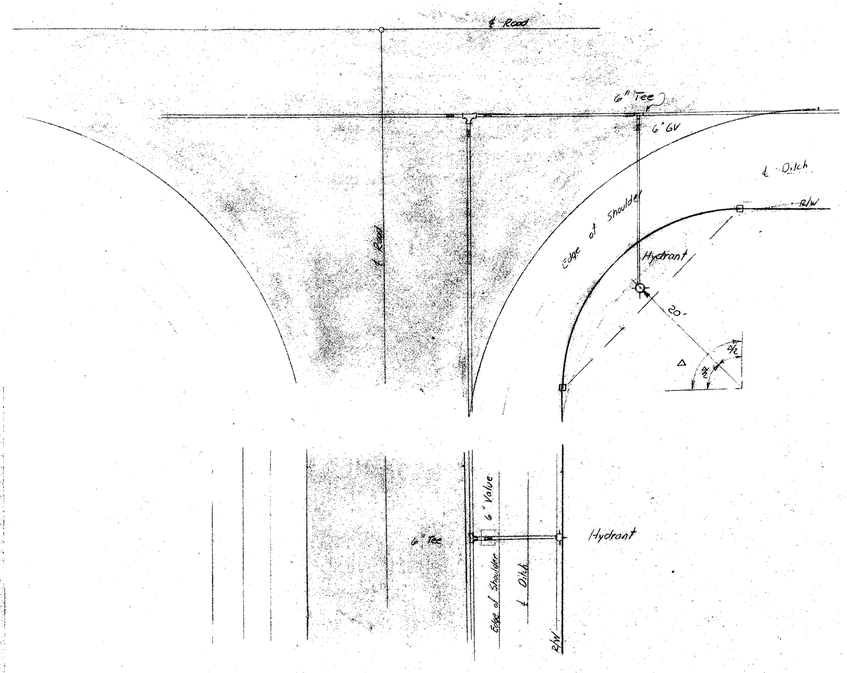


FIRE HYDRANT
SETTING DETAIL
1"=10'

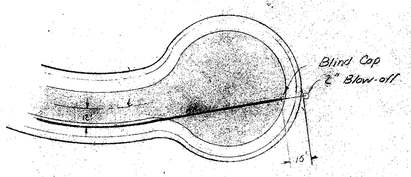


BLOW-OFF @ DEAD END LINE
1"=50'

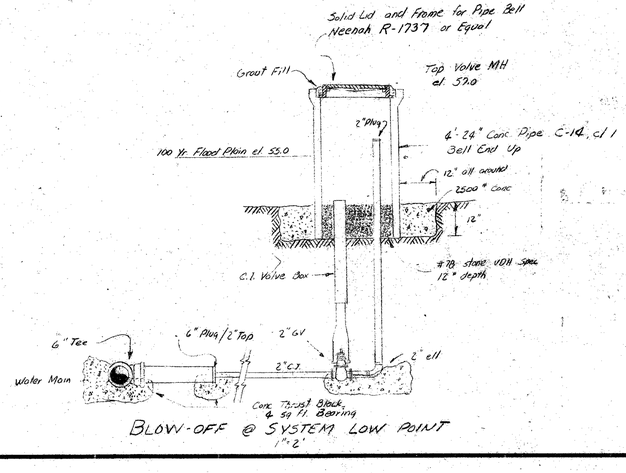


BLOW-OFF @ SYSTEM LOW POINT
1"=2'

## NOTES

1. Waterline materials and construction not specifically noted nor expressely required by the County Engineer shall comply with the Standards for the Design and Construction of Water and Wastewater Systems of the County of Prince George Va., February 1979, approved Fall 1979.
2. Contractor shall be responsible for notifying the proper county official 48 hours prior to start of work. A pre construction meeting on site among county officials, contractor and engineer will be mandatory.
3. Existing utilities, where shown, are approximate only, contractor shall verify all such locations before start of work.
4. Before excavation work is to begin, in areas of suspected underground utilities, the contractor shall call "Miss Utility", of Central Virginia (1-800-552-7001) for assistance in locating the utility.
5. The contractor shall be responsible for leaving valve boxes and manhole tops at road grade in order to meet state highway specifications.
6. Efforts to control erosion and sedimentation shall meet the requirements as indicated in the latest edition of "Prince George Erosion and Sediment Control Handbook."
7. Elevation Datum is sea level.
8. Construction stakes disturbed shall be replaced at the contractors expense.
9. All construction permits shall be obtained by the owner.

# CENTRAL WATER SYSTEM

## MANCHESTER MILL

BLAND DISTRICT
Prince George County, Virginia

Date: March 20, 1980 Scale: As Shown

PRITCHARD AND ALTMAN
Engineers and Surveyors
Hopewell, Virginia