GENERAL NOTES

1. OWNER AND DEVELOPER: MR. JOE WHITTLE
   618 SOUTH SYCAMORE STREET
   PETERSBURG, VA. 23803
   PHONE: (804) 861-3000
2. ZONING: R-2
3. NUMBER OF LOTS: 2
4. TAX MAP NUMBER: 36 PART OF 3D

CONSTRUCTION NOTES:

1. ALL CONSTRUCTION METHODS AND MATERIALS MUST BE IN ACCORDANCE WITH THE LATEST VDOT STANDARDS AND SPECIFICATIONS.
2. VDOT AND COUNTY APPROVAL OF SUBDIVISION ROAD PLANS DOES NOT PRECLUDE THE RIGHT TO ADD ADDITIONAL FACILITIES.
3. VDOT APPROVAL OF THESE PLANS WILL EXPIRE THREE (3) YEARS FROM THE DATE OF APPROVAL.
4. ALL VEGETATION AND OVERBURDEN TO BE REMOVED WITHIN RIGHT OF WAY PRIOR TO THE CONDITION OF SUBGRADE.
5. EXCESS EXCAVATION TO BE DISPOSED OF AS DIRECTED BY THE ENGINEER.
6. CONTRACTOR SHALL OBTAIN ENTRANCE PERMIT TO TIE TO EXISTING VDOT RIGHT OF WAYS FROM THE RESIDENT ENGINEER PRIOR TO CONSTRUCTION.
7. THE CONTRACTOR SHALL VERIFY LOCATION AND ELEVATION OF ALL UNDERGROUND UTILITIES SHOWN ON THE PLANS IN AREAS OF CONSTRUCTION PRIOR TO STARTING WORK. CONTACT THE ENGINEER IMMEDIATELY, IF: THE LOCATION OR ELEVATION IS DIFFERENT FROM THAT SHOWN ON THE PLAN; IF: THERE APPEARS TO BE A CONFLICT AND UPON DISCOVERY OF ANY UTILITY NOT SHOWN ON THE PLAN. TO AVOID THE UTILITY CALL: "MISS UTILITY" OF CENTRAL VIRGINIA. PHONE: 1-800-552-7001 (TOLL FREE).

SEWER AND WATER NOTES

1. ALL MATERIALS FOR SEWER AND WATER SYSTEMS SHOWN SHALL BE SUPPLIED AND INSTALLED IN ACCORDANCE WITH THE LATEST APPLICABLE SPECIFICATION OF DINWIDDIE COUNTY WATER AUTHORITY.
2. ALL WORK SHALL BE SUBJECT TO INSPECTION BY DINWIDDIE COUNTY WATER AUTHORITY. THE CONTRACTOR SHALL BE RESPONSIBLE FOR NOTIFICATION OF APPROPRIATE AUTHORITY OFFICIALS 48 HOURS PRIOR TO START OF WORK.
3. MINIMUM CLEAR COVER FOR ALL WATER PIPE SHALL BE 3.5 FEET.
4. THE UTILITY CONTRACTOR IS RESPONSIBLE FOR OBTAINING ANY HIGHWAY PERMITS AND SEND A COPY TO THE AUTHORITY PRIOR TO START OF CONSTRUCTION.
5. SEWER PIPE SHALL BE P.V.C. CLASS DR 35. ALL SEWER JOINTS SHALL BE CLASS "A", BEDDING SHALL BE CLASS "B" MINIMUM; IF P.V.C. PIPE, BEDDING SHALL BE AS SHOWN IN DETAIL ON SHEET 2 OF 9.
6. SEWER GRADES ARE BASED ON U.S.C. AND G. S. DATUM.
7. CONTRACTOR SHALL INSTALL 6" SEWER SERVICE CONNECTIONS TO ALL LOTS (R/W LINE OR EDGE OF EASEMENT) AS SHOWN.
8. ALL WATER SERVICES ARE TO BE COPPER, TYPE K, DRAWN TUBING OR 200 PSI POLYVINYL TUBING.
9. THE CONTRACTOR WILL INSTALL ALL WATER CONNECTIONS AND METER BOXES.
10. FIRE HYDRANT PUMPER CONNECTIONS SHALL FACE IN THE DIRECTION OF THE ARROW.
11. THE EXACT MANHOLE TOP SHALL BE ON THE SAME GRADE AS THE FINISHED ROAD GRADE AND AS NOTED ON SEWER CUT SHEETS.
12. BACKFILL FOR ALL UTILITIES WITHIN PROPOSED SUBDIVISION STREETS SHALL BE PLACED GENERALLY IN ACCORDANCE WITH DINWIDDIE COUNTY SPECIFICATIONS, AND THE FOLLOWING CRITERIA: (1.) NO TRENCH SHALL BE BACKFILLED UNTIL AUTHORIZED BY THE AUTHORITY. MATERIALS USED FOR BACKFILL FROM THE BOTTOM OF THE TRENCH TO 12" (TWELVE INCHES) ABOVE THE PIPE SHALL BE SELECT MATERIAL FREE FROM FROST, LARGE CLODS, STONES AND DEBRIS, AND SHALL BE THOROUGHLY AND CAREFULLY COMPACTED. 2. BACKFILL SHALL BE COMPACTED BY MECHANICAL TAMPING THROUGHOUT THE DEPTH OF THE TRENCH TO INSURE A SUITABLE SUBBASE, ACCEPTABLE TO THE ROAD ENGINEER. IF THE MATERIAL SO TAKEN FROM THE DITCH IS NOT SUITABLE FOR BACKFILLING IT SHALL BE REMOVED AND ACCEPTABLE MATERIAL USED FOR BACKFILLING THE TRENCH.
13. FOR SEWER AND WATER INSTALLATION WITHIN EXISTING VDOT R/W, UTILITY CONTRACTORS MUST NOTIFY VDOT WHEN INSTALLATION BEGINS SO THAT DENSITY CAN BE TESTED (95% @ OPTIMUM MOISTURE +2OK).
14. CONTRACTOR SHALL VERIFY LOCATION AND ELEVATION OF ALL UNDERGROUND UTILITIES SHOWN ON THE PLANS IN AREAS OF CONSTRUCTION PRIOR TO STARTING WORK. CONTACT ENGINEER IMMEDIATELY, IF: LOCATION OR ELEVATION IS DIFFERENT FROM THAT SHOWN ON THE PLAN, OR IF: THERE APPEARS TO BE A CONFLICT, AND UPON DISCOVERY OF ANY UTILITY NOT SHOWN ON THE PLAN. TO AVOID THE UTILITY CALL "MISS UTILITY" OF CENTRAL VIRGINIA: 1-800-552-7001 (TOLL FREE).

CERTIFICATION

I, WE HEREBY CERTIFY THAT THE LOT LINES, LOT NUMBERS, BLOCK NUMBERS AND THE STREET NAMES SHOWN ON THESE PLANS ARE IDENTICAL TO THOSE SHOWN ON THE OFFICIAL RECORDED PLAT, AND NO CHANGES WILL BE MADE WITHOUT PRIOR APPROVAL FROM THE UTILITY DEPARTMENT. IF ANY CHANGES ARE APPROVED, REVISED WATER AND/OR SEWER PLANS WILL BE SUBMITTED WITHIN 48 HOURS AFTER APPROVAL.

ENGINEER

TYPICAL INSTALLATION
TURNKEY

24" SIMPLEX GRINDER PUMP PACKAGE WITH REMOTE MOUNTED CONTROL PANEL

PUMP MODELS: WGL20-21J MODEL # BP12RO 2484PFG

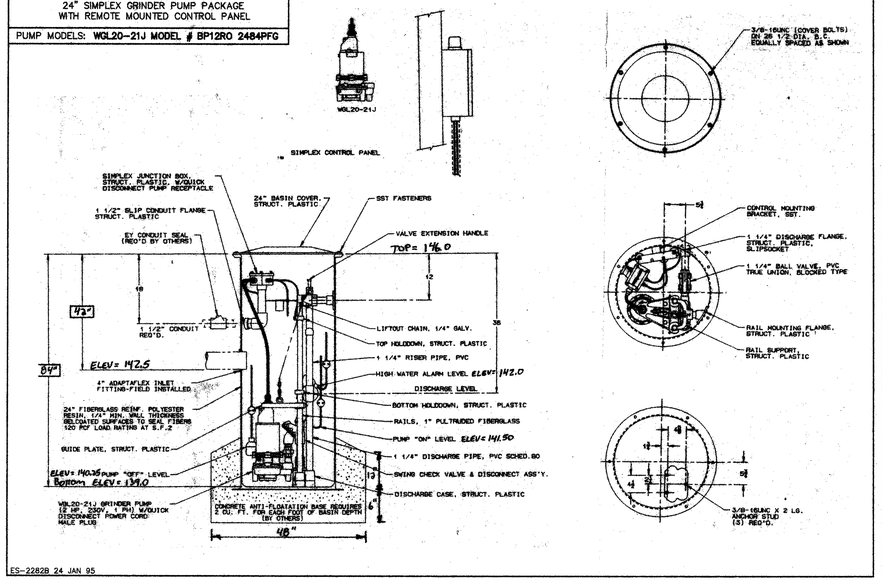

ES-2282B 24 JAN 95

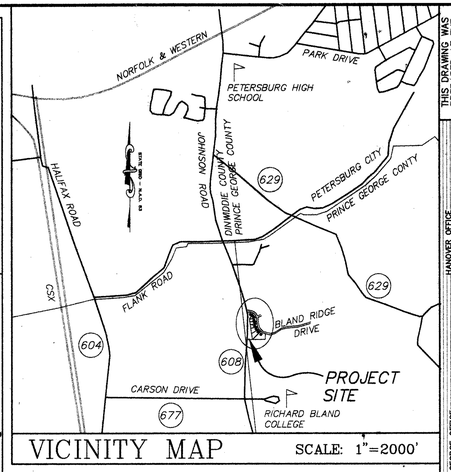

VICINITY MAP SCALE: 1"=2000'

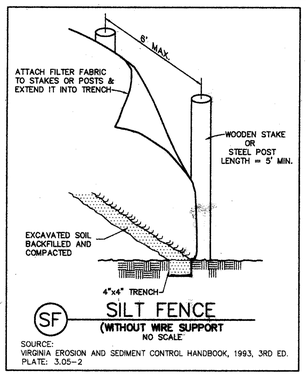

SF SILT FENCE
(WITHOUT WIRE SUPPORT)
NO SCALE

SOURCE: VIRGINIA EROSION AND SEDIMENT CONTROL HANDBOOK, 1993, 3RD ED. PLATE: 3.05-2

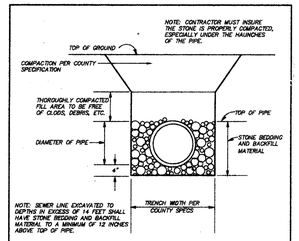

PVC DETAIL

SANITARY SEWER BEDDING AND BACKFILL DETAIL FOR PLASTIC PIPE

NO SCALE

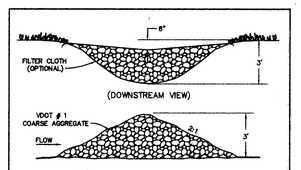

CD ROCK CHECK DAM
NO SCALE

SOURCE: VIRGINIA EROSION AND SEDIMENT CONTROL HANDBOOK, 1993, 3RD ED. PLATE: 3.20-1

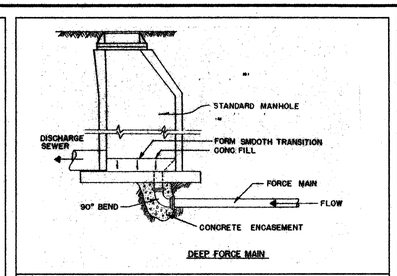

DEEP FORCE MAIN

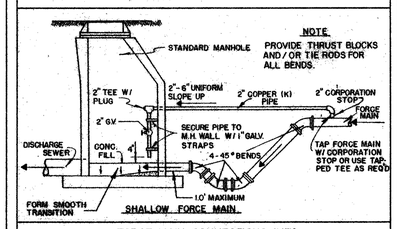

FORCE MAIN CONNECTIONS INTO MANHOLES

STANDARDS FOR
WATER AND WASTEWATER SYSTEMS
COUNTY OF PRINCE GEORGE
VIRGINIA

DATE: 7-78 PLATE NO: 28

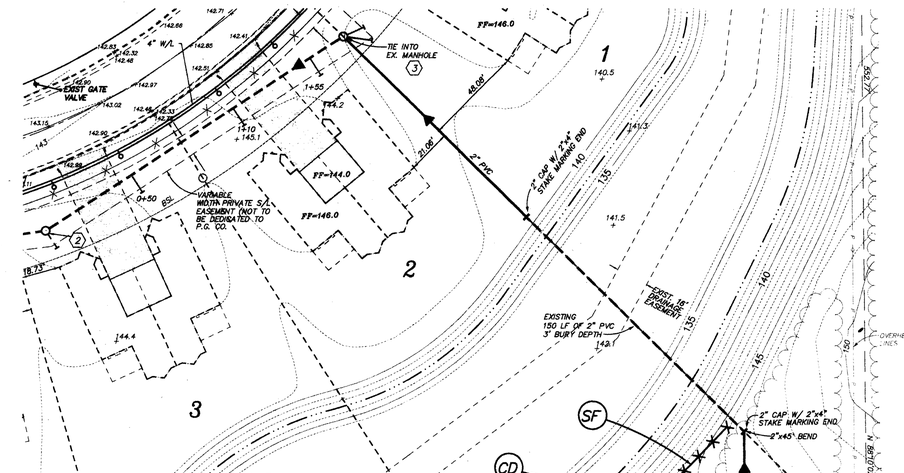

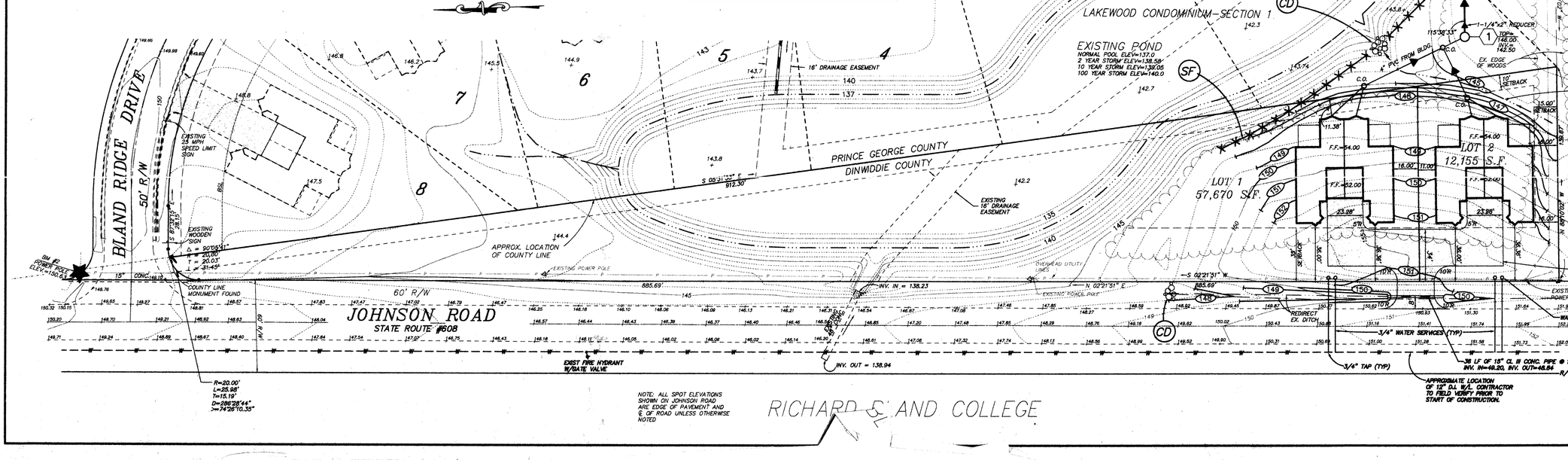

NOTE: ALL SPOT ELEVATIONS SHOWN ON JOHNSON ROAD ARE EDGE OF PAVEMENT AND ℄ OF ROAD UNLESS OTHERWISE NOTED

THE DRAWING WAS PREPARED IN THE PRINCE GEORGE OFFICE

COMMONWEALTH OF VIRGINIA
EDWARD L. GLASS
No. 17664
9-4-95
PROFESSIONAL ENGINEER

CORPORATE HEADQUARTERS: 711 N. COURTHOUSE ROAD, RICHMOND, VIRGINIA 23236-3099, TELEPHONE: (804) 794-3500, FAX: (804) 794-7539

HENRICO OFFICE: 8805 STAPLES MILL ROAD, RICHMOND, VIRGINIA 23228-1744, TELEPHONE: (804) 262-7396, FAX: (804) 266-7219

PRINCE GEORGE OFFICE: 4411 CROSSINGS BLVD., PRINCE GEORGE, VIRGINIA 23875-1455, TELEPHONE: (804) 748-9370, FAX: (804) 751-0798

HANOVER OFFICE: 6501 MCPHERSON DRIVE, SUITE C-3, MECHANICSVILLE, VIRGINIA 23111-4621, TELEPHONE: (804) 559-2522, FAX: (804) 559-4532

DATE	REVISION DESCRIPTION

ENGINEERS * ARCHITECTS * SURVEYORS * LANDSCAPE ARCHITECTS * ENVIRONMENTAL SCIENTISTS * GEOGRAPHIC INFORMATION SYSTEMS CONSULTANTS * CONSTRUCTION MANAGERS

TIMMONS Founded 1958

LAKEWOOD CONDOMINIUMS - SECTION 2

DINWIDDIE COUNTY, VIRGINIA

SITE PLAN

DATE	8-4-95
DRAWN BY	B.R.G.
DESIGNED BY	E.L.G.
CHECKED BY	E.L.G.
SCALE	1"=30'
JOB NO.	16425-05
SHEET NO.	1 OF 1