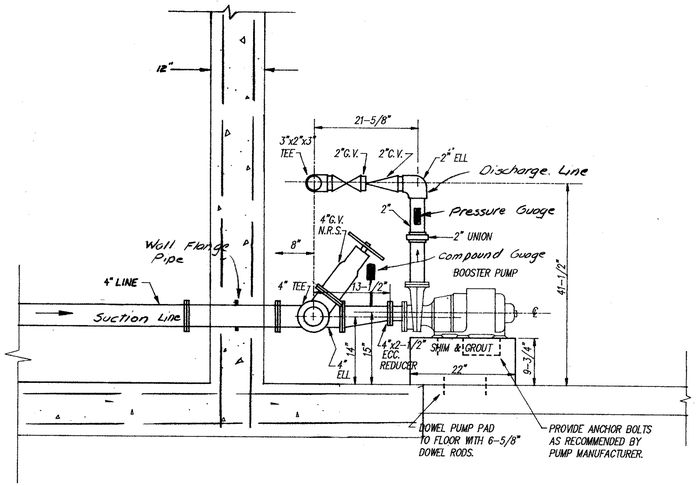

SECTION C-C
SCALE: 3/4" = 1'-0"

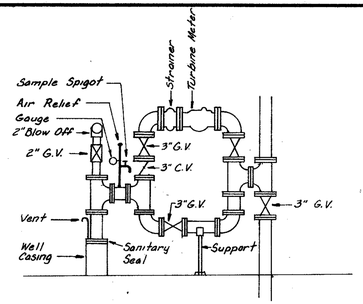

Well Head Meter By-Pass Detail
SCALE: 1/2" = 1'-0"

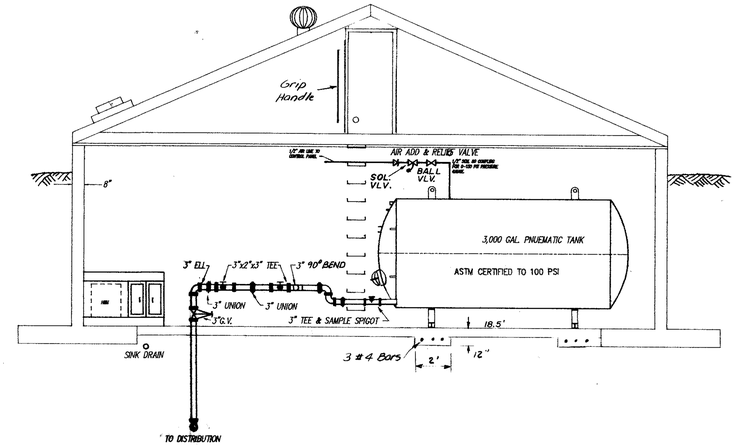

SECTION B-B
SCALE: 1/4" = 1'-0"

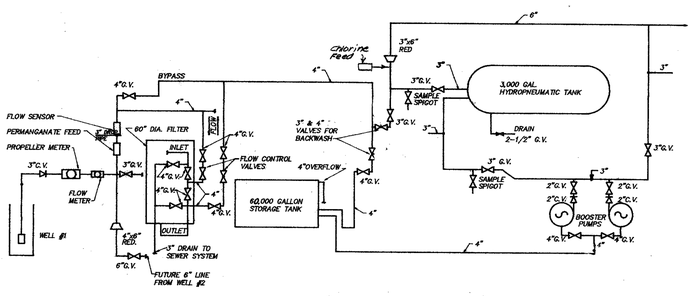

PIPING SCHEMATIC
N.T.S.

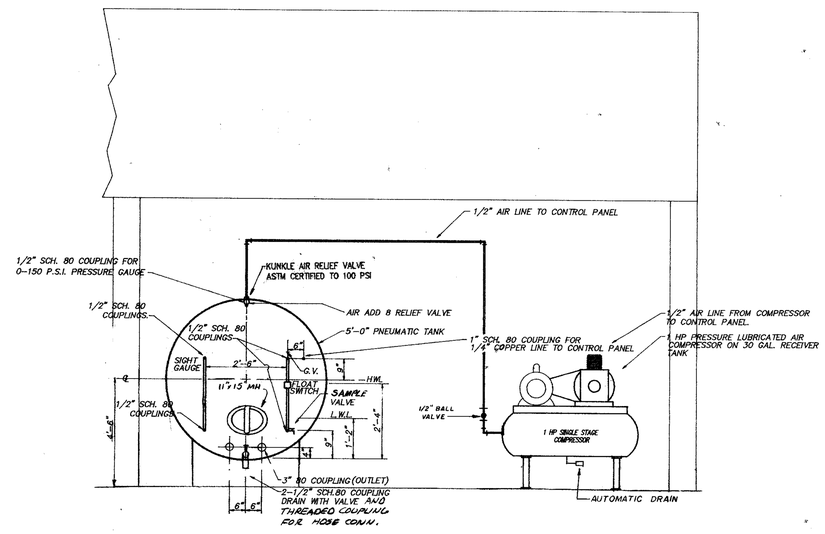

SECTION D-D
NTS

OWNER SHALL PROVIDE THE FOLLOWING SPARE PUMPS AND EQUIPMENT.
(4) - B721-92T LIQUID METRONICS CHEMICAL PUMPS
(ONE FOR POTASSIUM PERMANGATE - ONE SPARE)
(ONE FOR CHLORINE (ATH) - ONE SPARE)
(1) - HACH DR100 TEST KIT FOR IRON, MANGANESE AND CHLORINE RESIDUAL TESTING.

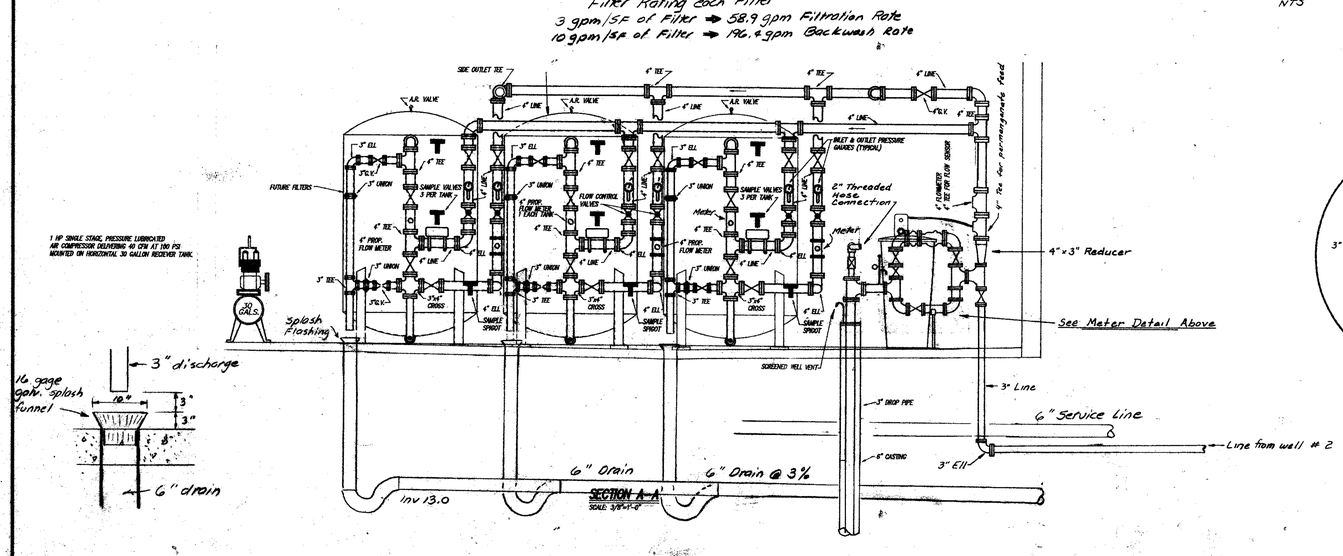

SECTION A-A'
SCALE: 3/4" = 1'-0"

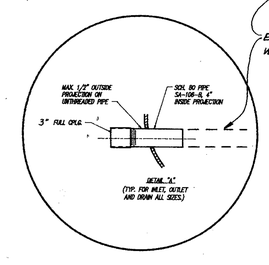

Extend 3" Pipe (w/ welded support) Within Hydrotank

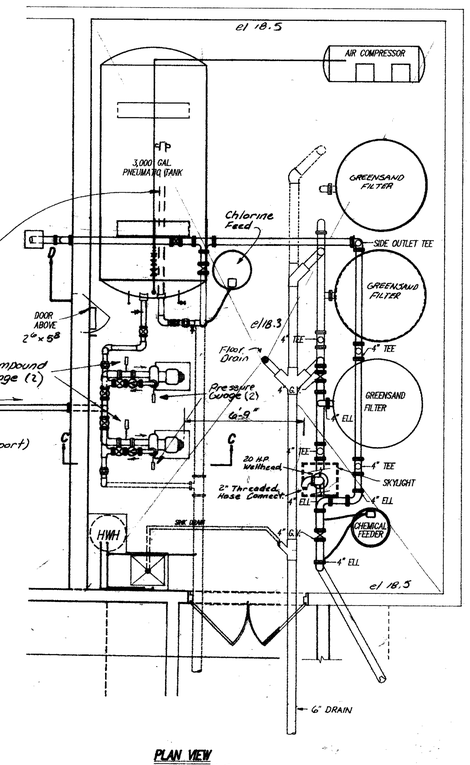

PLAN VIEW
SCALE: 1/4" = 1'-0"

711 NORTH COURTHOUSE ROAD
RICHMOND, VIRGINIA 23236
TELEPHONE: (804) 794-3500

8803 STAPLES MILL ROAD
RICHMOND, VIRGINIA 23228
TELEPHONE: (804) 262-7396

4411 CROSSING BOULEVARD
PRINCE GEORGE, VIRGINIA 23875
TELEPHONE: (804) 458-8685

COMMONWEALTH OF VIRGINIA
WALTER L. ALMAN III
LICENSE No. 11039
PROFESSIONAL ENGINEER

ENGINEERS * PLANNERS * ARCHITECTS * SURVEYORS * LANDSCAPE ARCHITECTS

REVISION DESCRIPTION	DATE
	12/5/88
	3/14/89

DATE 9-27-88
DRAWN BY BRG
DESIGNED BY WMA III
CHECKED BY
SCALE AS SHOWN

JORDAN ON THE JAMES

BLAND DISTRICT, PRINCE GEORGE, VIRGINIA
PUMP STATION MECHANICAL PLAN

FINAL

SHEET NO. 17 of 19
JOB NO. 8707-04

N17126