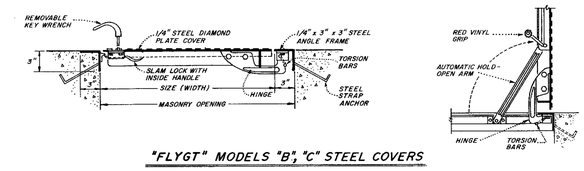

"FLYGT" MODELS "B", "C" STEEL COVERS

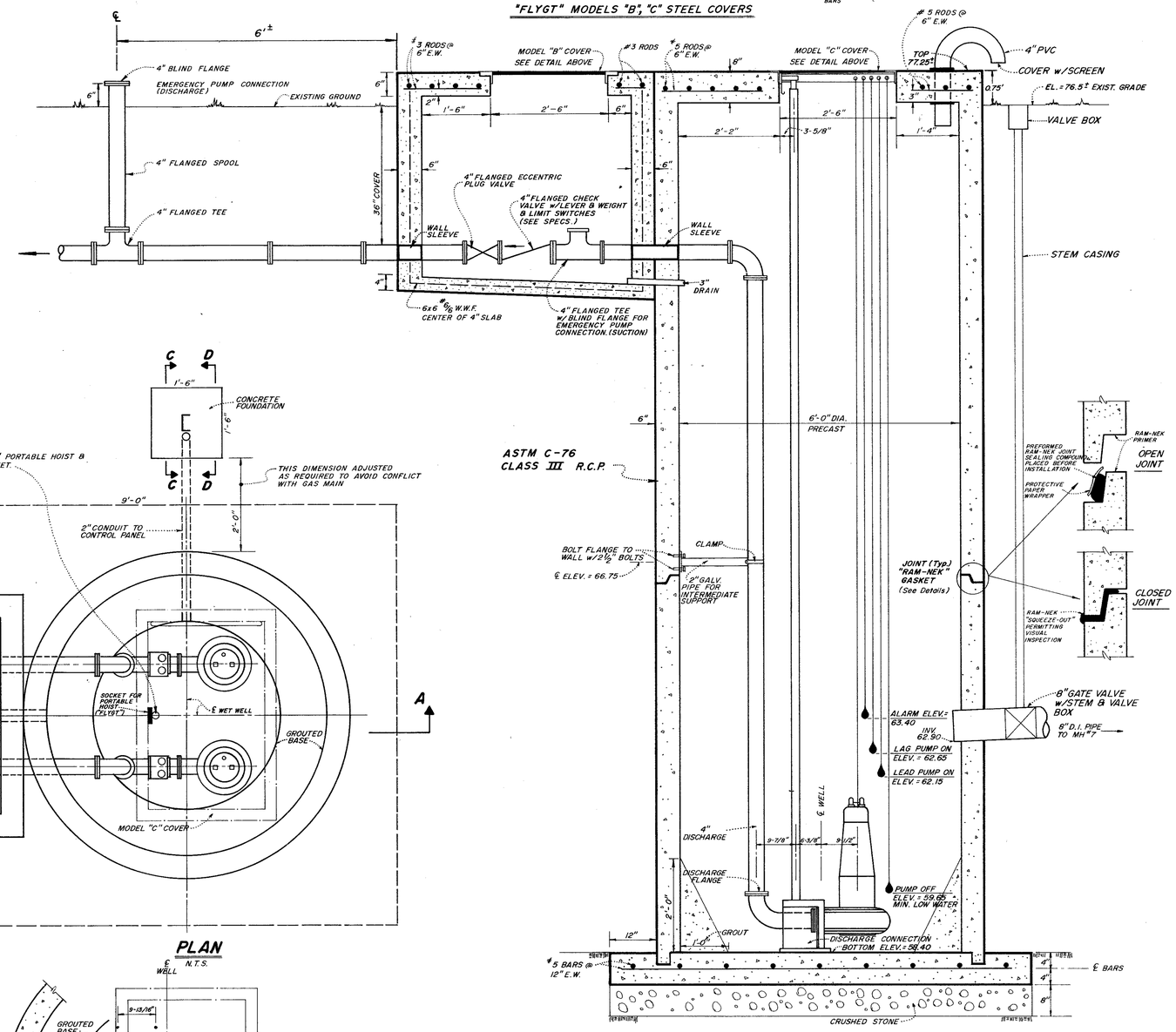

SECTION A-A

SCALE: 3/4"=1'-0"

NOTE: PROVIDE (1) "FLYGT" PORTABLE HOIST & INSTALL HOIST SOCKET.

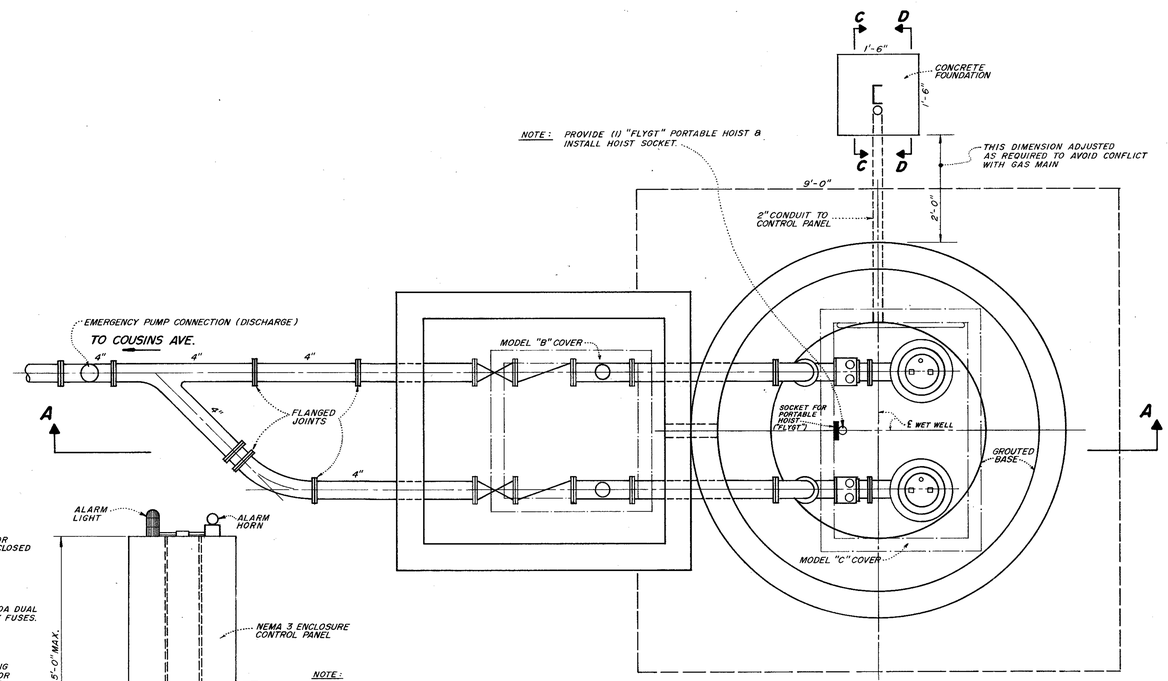

PLAN

N.T.S.

NOTE:
METER & SWITCH TO BE APPROPRIATELY MOUNTED ON REAR OF CONTROL PANEL OR ON CHANNEL AS REQUIRED.

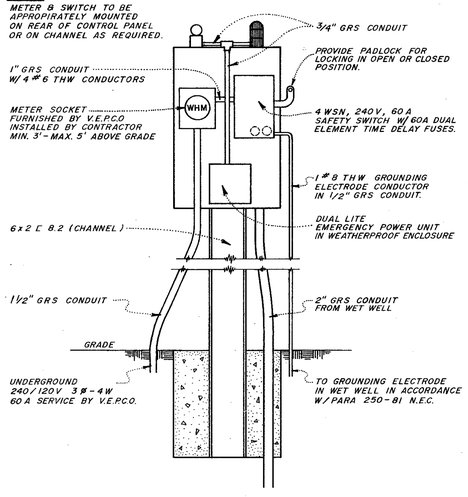

SECTION D-D

N.T.S.

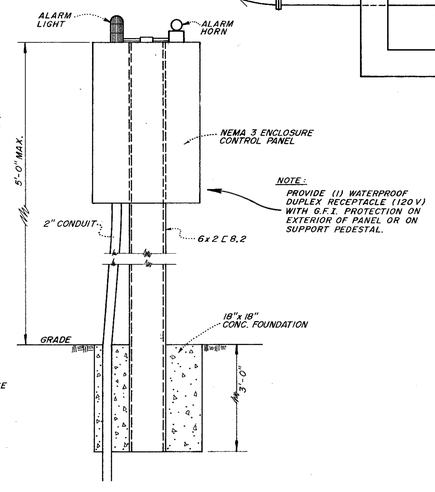

SECTION C-C

N.T.S.

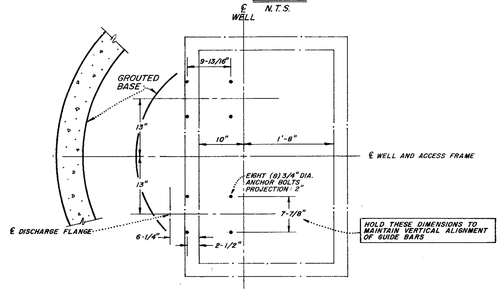

BOLT SETTING

N.T.S.

NOTE

REMOVE ALL CONSTRUCTION DEBRIS FROM WET WELL, SEWAGE LINES, AND MANHOLES. IF DEBRIS IS NOT REMOVED, STOPPAGES WILL OCCUR AND COULD RESULT IN DAMAGES TO PUMPS AND VALVES. LIFT STATION COLLECTION LINES FLOWING TO WET WELL SHALL BE FLUSHED AND DEBRIS REMOVED.

COMMONWEALTH OF VIRGINIA
W. P. McDOWELL, III
CERTIFICATE No 5670
REGISTERED PROFESSIONAL ENGINEER

TALBOT & ASSOCIATES, Ltd.
ENGINEERS • PLANNERS • SURVEYORS
VIRGINIA BEACH, VIRGINIA

DESIGNED	DRAWN	CHECKED
WPMcD	HBH	WPMcD
APPROVED	DATE	SCALE
WPMcD	5-14-76	AS SHOWN
PROJ. NO.	FILE NO.	2 OF 4
3049-2	S-1-13	

PUMPING STATION

JEFFERSON PARK
WASTEWATER COLLECTION SYSTEM

P.G.C. PROJ. SJP-2