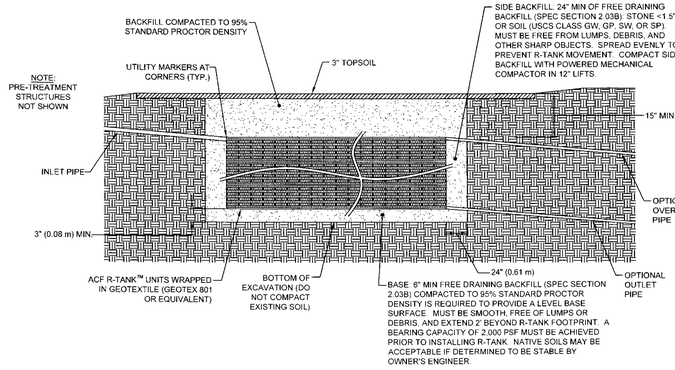

ACF ENVIRONMENTAL

R-TANK™- H10 LOADS FOR GREEN SPACE

FOR ADDITIONAL INFORMATION PLEASE CONTACT: ACF ENVIRONMENTAL, 1-800-448-3636, www.acfenvironmental.com

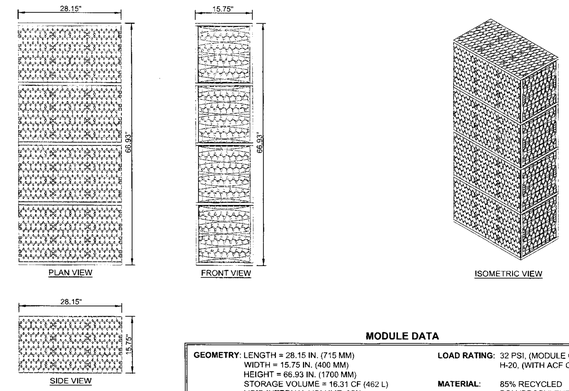

MODULE DATA

GEOMETRY: LENGTH = 28.15 IN. (715 MM) WIDTH = 15.75 IN. (400 MM) HEIGHT = 66.93 IN. (1700 MM) STORAGE VOLUME = 16.31 CF (462 L) VOID INTERNAL VOLUME: 95% VOID SURFACE AREA: 90%	**LOAD RATING:** 32 PSI, (MODULE ONLY) H-20, (WITH ACF COVER SYSTEM) **MATERIAL:** 85% RECYCLED POLYPROPYLENE

ACF ENVIRONMENTAL

R-TANK™ - QUAD MODULE

FOR ADDITIONAL INFORMATION PLEASE CONTACT: ACF ENVIRONMENTAL, 1-800-448-3636, www.acfenvironmental.com

END VIEW OF PIPE/FABRIC CONNECTION. CUT AN "X" IN THE FABRIC SLIGHTLY LARGER THAN PIPE, PULL THE FABRIC AROUND THE PIPE TO CREATE THE "BOOT" AND THEN SECURE WITH A HOSE-CLAMP.

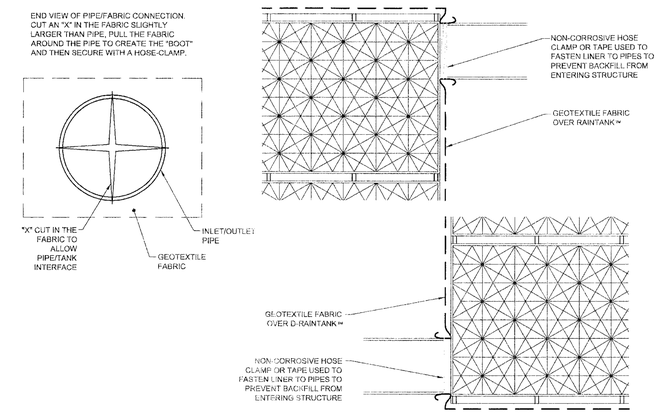

Atlantis Water Management

"Water Management for Life"

D-RAINTANK™ TYPICAL TANK INLET/OUTLET DETAIL

ACF

FOR ADDITIONAL INFORMATION PLEASE CONTACT: ACF ENVIRONMENTAL, 1-800-448-3636, www.acfenvironmental.com

COMMONWEALTH OF VIRGINIA
BENJAMIN S. MCMILLAN
Lic. No. 048542
2/21/14
PROFESSIONAL ENGINEER

THIS DRAWING PREPARED AT THE
TRI-CITIES OFFICE
4701 Owens Way, Suite 900 | Prince George, VA 23875
TEL 804.458.8685 FAX 804.458.1511 www.timmons.com

YOUR VISION ACHIEVED THROUGH OURS.

DATE	REVISION DESCRIPTION
2-21-14	COUNTY REVIEW COMMENTS

DATE	9 DEC 2013
DRAWN BY	M. ANDERSON
DESIGNED BY	B. MCMILLAN
CHECKED BY	K. HALPAUS
SCALE	NONE

TIMMONS GROUP

JEFFERSON PARK OFFICE COMPLEX

BLAND DISTRICT - PRINCE GEORGE COUNTY - VIRGINIA

NOTES AND DETAILS

JOB NO.	SHEET NO.
34597	C1.2

These plans and associated documents are the exclusive property of TIMMONS GROUP and may not be reproduced in whole or in part and shall not be used for any purpose whatsoever, inclusive, but not limited to construction, bidding, and/or construction staking without the express written consent of TIMMONS GROUP.

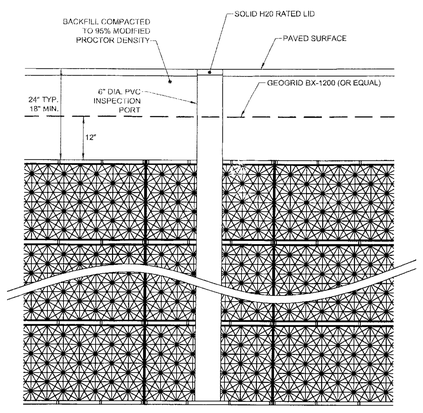

INSPECTION PORT

PVC PIPE (MIN. 6") WITH PERFORATIONS USED TO VISUALLY MONITOR THE SYSTEM, CHECKING TO MEASURE ACCUMULATED SEDIMENT AND ENSURE WATER IS EXITING THE SYSTEM PROPERLY.

SYSTEM MAINTENANCE
MINIMUM REQUIRED MAINTENANCE INCLUDES A QUARTERLY INSPECTION DURING THE FIRST YEAR OF OPERATION AND A YEARLY INSPECTION THEREAFTER. FLUSH AS NEEDED.

Atlantis Water Management

"Water Management for Life"

D-RAINTANK™ TYPICAL INSPECTION PORT

ACF

FOR ADDITIONAL INFORMATION PLEASE CONTACT: ACF ENVIRONMENTAL, 1-800-448-3636, www.acfenvironmental.com

MAINTENANCE PORT

THIS PORT IS USED TO PUMP WATER INTO THE SYSTEM AND RE-SUSPEND ACCUMULATED SEDIMENT SO THAT IT MAY BE PUMPED OUT. MINIMUM REQUIRED MAINTENANCE INCLUDES A QUARTERLY INSPECTION DURING THE FIRST YEAR OF OPERATION AND A YEARLY INSPECTION THEREAFTER. FLUSH AS NEEDED.

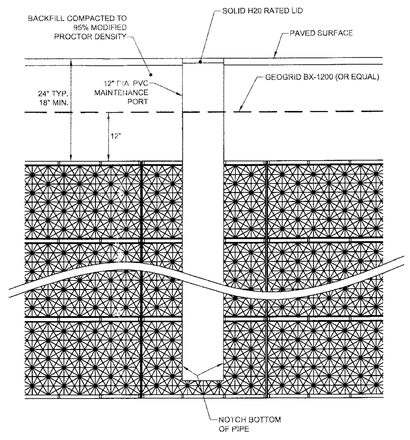

Atlantis Water Management

"Water Management for Life"

D-RAINTANK™ TYPICAL MAINTENANCE PORT

ACF

FOR ADDITIONAL INFORMATION PLEASE CONTACT: ACF ENVIRONMENTAL, 1-800-448-3636, www.acfenvironmental.com

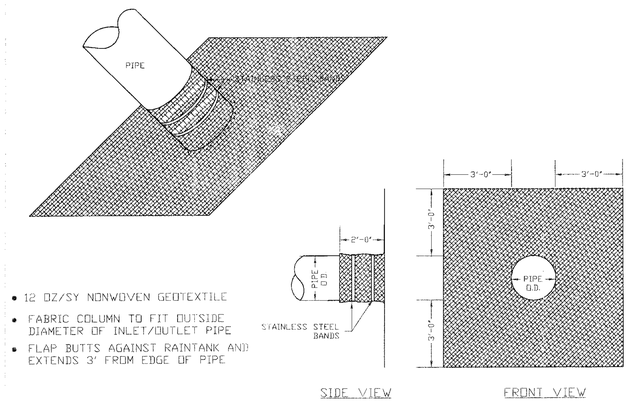

- 12 OZ/SY NONWOVEN GEOTEXTILE
- FABRIC COLUMN TO FIT OUTSIDE DIAMETER OF INLET/OUTLET PIPE
- FLAP BUTTS AGAINST RAINTANK AND EXTENDS 3' FROM EDGE OF PIPE

Atlantis Water Management

"Water Management for Life"

FABRIC PIPE BOOT FOR RAINTANK

ACF

FOR ADDITIONAL INFORMATION PLEASE CONTACT: ACF ENVIRONMENTAL, 1-800-448-3636, www.acfenvironmental.com

CG-12

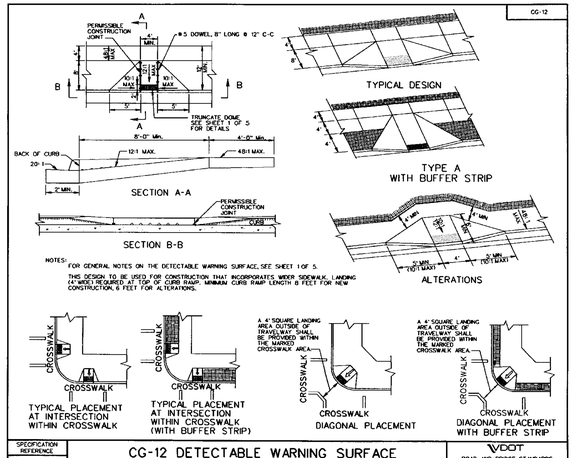

SPECIFICATION REFERENCE	CG-12 DETECTABLE WARNING SURFACE TYPE A (PERPENDICULAR) APPLICATION VIRGINIA DEPARTMENT OF TRANSPORTATION	VDOT ROAD AND BRIDGE STANDARDS
105 502		REVISION DATE: 10/09 SHEET 2 OF 5 203.06

CG-12

GENERAL NOTES:

1. THE DETECTABLE WARNING SHALL BE PROVIDED BY TRUNCATED DOMES.
2. DETECTABLE WARNING TO BE CLASS A-3 CONCRETE (CLASS A-4 IF PRECAST) WITH SLIP RESISTANT INTEGRAL SURFACE COVERING THE FULL WIDTH OF THE RAMP FLOOR BY 2 FOOT IN LENGTH IN THE DIRECTION OF PEDESTRIAN TRAVEL. OTHER TYPES OF MATERIAL WITH THE TRUNCATED DOMES DETECTABLE WARNING MAY BE USED WITH THE APPROVAL OF THE ENGINEER.
3. SLOPING SIDES OF CURB RAMP MAY BE POURED MONOLITHICALLY WITH RAMP FLOOR OR BY USING PERMEABLE CONSTRUCTION JOINT WITH REQUIRED BARS.
4. IF RAMP FLOOR IS PRECAST, HOLES MUST BE PROVIDED FOR DOWEL BARS SO THAT ADJOINING FLARED SIDES CAN BE CAST IN PLACE AFTER PLACEMENT OF PRECAST RAMP FLOOR. PRECAST CONCRETE SHALL BE CLASS A-4.
5. REQUIRED BARS ARE TO BE NO. 3, X 8" PLACED 6" CENTER TO CENTER ALONG BOTH SIDES OF THE RAMP FLOOR. MID-DEPTH OF RAMP FLOOR. MINIMUM CONCRETE COVER 1½".
6. CURB / CURB AND GUTTER SLOPE TRANSITIONS ADJACENT TO CURB RAMPS ARE INCLUDED IN PAYMENT FOR CURB / CURB AND GUTTER.
7. CURB RAMPS ARE TO BE LOCATED AS SHOWN ON THE PLANS OR AS DIRECTED BY THE ENGINEER. THEY ARE TO BE PROVIDED AT INTERSECTIONS WHEREVER AN ACCESSIBLE ROUTE WITHIN THE RIGHT OF WAY OF A HIGHWAY FACILITY CROSSES A CURB REGARDLESS OF WHETHER SIDEWALK IS EXISTING, PROPOSED, OR NONEXISTENT. THEY MUST BE LOCATED WITHIN PEDESTRIAN CROSSWALKS AND ARE TO BE PLACED SO THAT THE RAMP FLOOR OR FLARED SIDES DO NOT BE LOCATED BEHIND VEHICLE STOP LINES, EXISTING LIGHT POLES, FIRE HYDRANTS, DROP INLETS, ETC. ACCESSIBLE ROUTES PROVIDE A CONTINUOUS UNOBSTRUCTED, STABLE, FIRM AND SLIP RESISTANT PATH CONNECTING ALL ACCESSIBLE ELEMENTS OF A FACILITY THAT CAN BE APPROACHED, ENTERED AND USED BY PEDESTRIANS.
8. RAMPS MAY BE PLACED ON RADIAL OR TANGENTIAL SECTIONS PROVIDED THAT THE CURB OPENING IS PLACED WITHIN THE LIMITS OF THE CROSSWALK AND THAT THE SLOPE AT THE CONNECTION OF THE CURB OPENING IS PERPENDICULAR TO THE CURB.
9. TYPICAL CONCRETE SIDEWALK IS 4" THICK. WHEN THE ENTRANCE RADII CANNOT ACCOMMODATE THE TURNING REQUIREMENTS OF ANTICIPATED HEAVY TRUCK TRAFFIC, BEFIN TO STANDARD CG-13, COMMERCIAL ENTRANCE HEAVY TRUCK TRAFFIC FOR CONCRETE DEPTH.
10. WHEN CURB RAMPS ARE USED IN CONJUNCTION WITH A SHARED USE PATH, THE MINIMUM WIDTH SHALL BE THE WIDTH OF THE SHARED USE PATH.
11. WHEN ONLY ONE CURB RAMP IS PROVIDED FOR TWO CROSSINGS (DIAGONAL), THE RAMP SHALL BE LOCATED TO ALLOW A PERPENDICULAR APPROACH BY WHEELCHAIR INTO THE CROSSWALK WITHOUT GOING INTO THE TRAVELWAY. THIS 4' x 4' LANDING AREA MAY INCLUDE THE GUTTER PAN.

VDOT ROAD AND BRIDGE STANDARDS	CG-12 DETECTABLE WARNING SURFACE (GENERAL NOTES) VIRGINIA DEPARTMENT OF TRANSPORTATION	SPECIFICATION REFERENCE
SHEET 1 OF 5 203.05	REVISION DATE 10/09	105 502

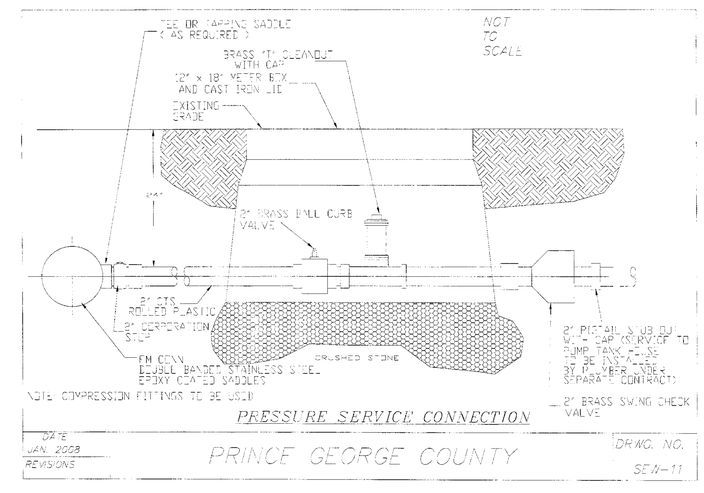

R:\10634597-Jefferson_Park_Office_Complex\CD\34597C-1-NTDT.dwg | Plotted on 2/20/2014 3:08 PM | by Ben McMillan