THE INSTALLATION OF WATERMAIN TAPS, COPPER SERVICE TUBE, AND CURB STOPS FOR SERVICE TO INDIVIDUAL LOTS IS TO BE COMPLETED PRIOR TO THE PLACEMENT OF BASE MATERIAL OR SUBGRADE TREATMENT FOR STREET CONSTRUCTION. CURB STOPS WILL BE BROUGHT TO WITHIN 3' OF THE PROPERTY LINE AND THEIR LOCATIONS WILL BE INDICATED WITH A 2"x 4" STAKE MARKED "W" WITH LUMINESCENT PAINT.

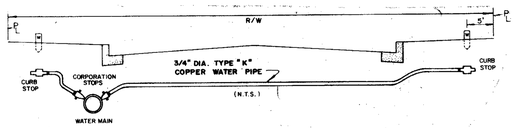


WATER SERVICE CONNECTION DETAIL

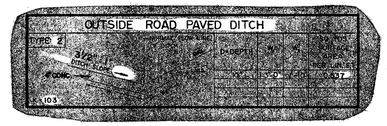


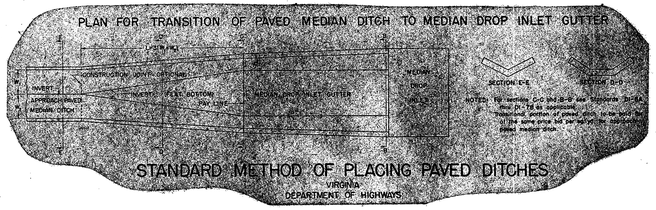


STANDARD METHOD OF PLACING PAVED DITCHES
VIRGINIA DEPARTMENT OF HIGHWAYS




TYPICAL METHODS OF GRADING SIDE SLOPES
VIRGINIA DEPARTMENT OF HIGHWAYS

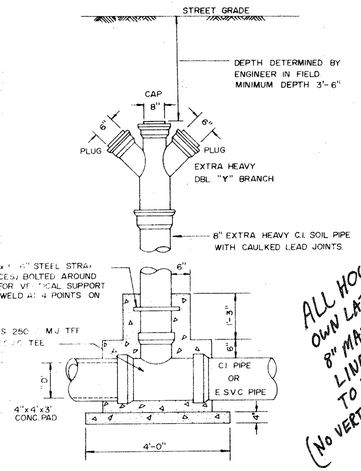


ALL HOUSES HAVE THEIR OWN LATERALS COMING OFF 8" MAIN WITH 6" SERVICE LINE ON AN EVEN GRADE TO THE PROPERTY LINE (NO VERTICAL RISERS USED)

STANDARD VERTICAL RISER

(TO BE USED FOR LATERAL LINES TO SEWERS GREATER THAN 7' DEEP)

## THRUST BLOCK DETAIL

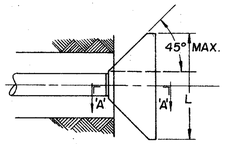


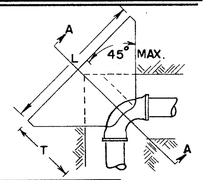


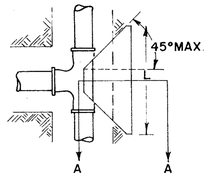


| SIZE | FITTING | L | H | T |
|---|---|---|---|---|
| 18" | TEE | 9.0 | 7.0 | 4.0 |
| 18" | 22 1/2° BEND | 6.0 | 4.0 | 4.0 |
| 18" | 45° BEND | 8.0 | 5.5 | 4.0 |
| 18" | 90° BEND | 9.0 | 7.0 | 4.5 |
| 20" | TEE | 9.5 | 7.5 | 4.5 |
| 20" | 22 1/2° BEND | 7.0 | 4.0 | 4.5 |
| 20" | 45° BEND | 9.0 | 6.0 | 4.5 |
| 20" | 90° BEND | 9.5 | 7.5 | 5.0 |
| 24" | TEE | 11.0 | 9.0 | 5.5 |
| 24" | 22 1/2° BEND | 9.0 | 5.0 | 5.5 |
| 24" | 45° BEND | 10.5 | 7.0 | 5.5 |
| 24" | 90° BEND | 11.0 | 9.0 | 6.0 |

| SIZE | FITTING | L | H | T |
|---|---|---|---|---|
| 4" | TEE | 2.0 | 1.0 | 1.0 |
| 4" | 45° BEND | 1.5 | 1.0 | 1.0 |
| 4" | 90° BEND | 2.0 | 1.5 | 1.5 |
| 6" | TEE | 3.0 | 1.5 | 1.5 |
| 6" | 45° BEND | 2.5 | 1.5 | 1.5 |
| 6" | 90° BEND | 3.0 | 2.0 | 2.0 |
| 8" | TEE | 3.0 | 2.5 | 2.0 |
| 8" | 45° BEND | 3.0 | 2.0 | 1.5 |
| 8" | 90° BEND | 4.5 | 2.5 | 2.0 |
| 10" | TEE | 4.5 | 3.0 | 2.0 |
| 10" | 45° BEND | 4.0 | 2.5 | 2.0 |
| 10" | 90° BEND | 5.0 | 4.0 | 2.5 |
| 12" | TEE | 5.0 | 3.5 | 2.5 |
| 12" | 45° BEND | 4.5 | 3.0 | 2.5 |
| 12" | 90° BEND | 6.0 | 4.0 | 3.0 |
| 16" | TEE | 7.0 | 5.0 | 3.5 |
| 16" | 45° BEND | 5.0 | 4.0 | 2.5 |
| 16" | 90° BEND | 8.0 | 6.0 | 4.0 |

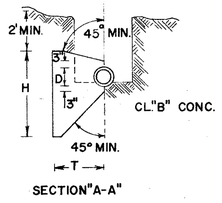


SECTION "A-A"

## TYPE F ANCHOR SCHEDULE

NOTE: ANCHOR DIMENSIONS FOR 22 1/2° BEND SHALL CONFORM TO DIMENSIONS FOR 45° BEND, UNLESS OTHERWISE NOTED.

PLUG ANCHORS - 90° BEND ANCHORS.




STANDARD INLET COVER - CAST IRON
VIRGINIA DEPARTMENT OF HIGHWAYS

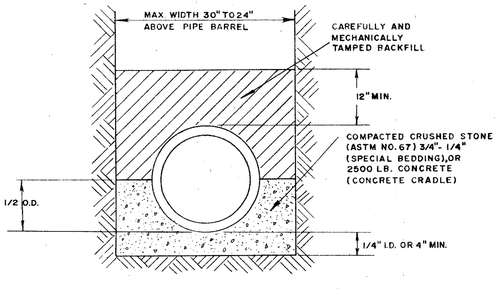


CLASS "B" BEDDING

(FOR USE IN DEEP SEWERS OR UNSTABLE SOIL CONDITION AS DIRECTED BY ENGINEER)

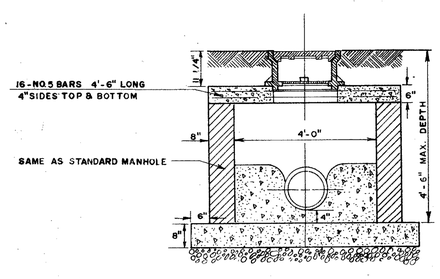


SECTION

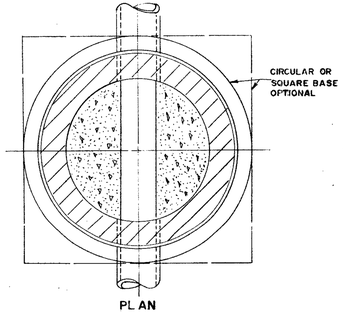


PLAN

SHALLOW MANHOLE

(FOR MANHOLES LESS THAN 4'-6" DEEP)

COMMONWEALTH OF VIRGINIA
W. P. McDOWELL III
CERTIFICATE No. 5620
REGISTERED PROFESSIONAL ENGINEER

TALBOT & ASSOCIATES, Ltd.
ENGINEERS • PLANNERS • SURVEYORS
VIRGINIA BEACH, VIRGINIA

| DESIGNED | DRAWN | CHECKED |
|---|---|---|
| T.A. | T.A. | A.D.S. |
| APPROVED | DATE | SCALE |
| WPM | 4-5-76 | NONE |
| PROJ. NO. 3049 | FILE NO. R-1-37 | 8 OF 10 |

JEFFERSON CIRCLE SUBDIVISION

DETAIL SHEET