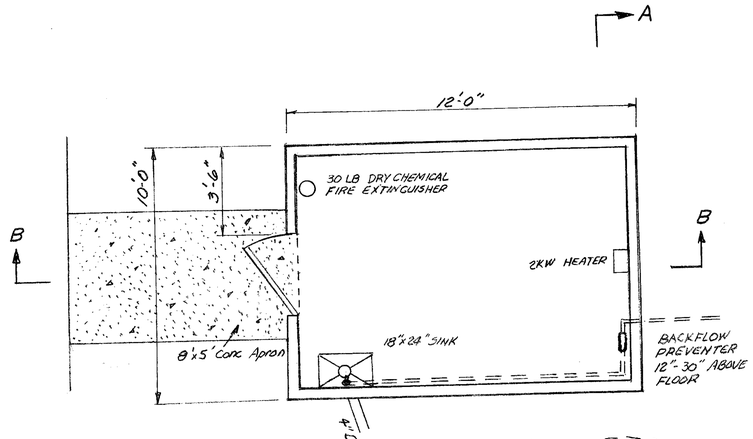

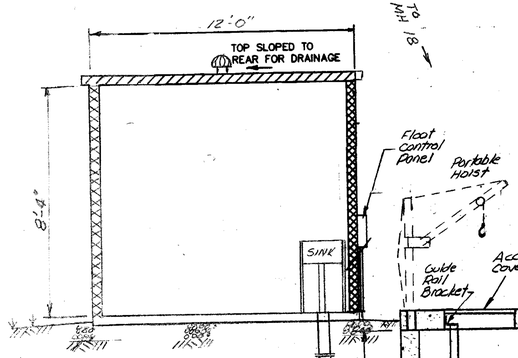

NOTE:
INTERIOR OF WET WELL SHALL BE PAINTED WITH 2 COATS OF AN APPROVED SEALER.

Section AA
Scale: 3/8" = 1'-0"

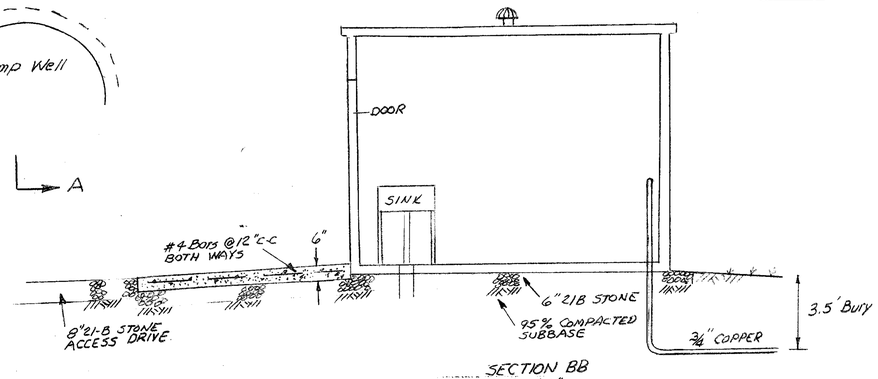

SECTION BB
3/8" = 1'-0"

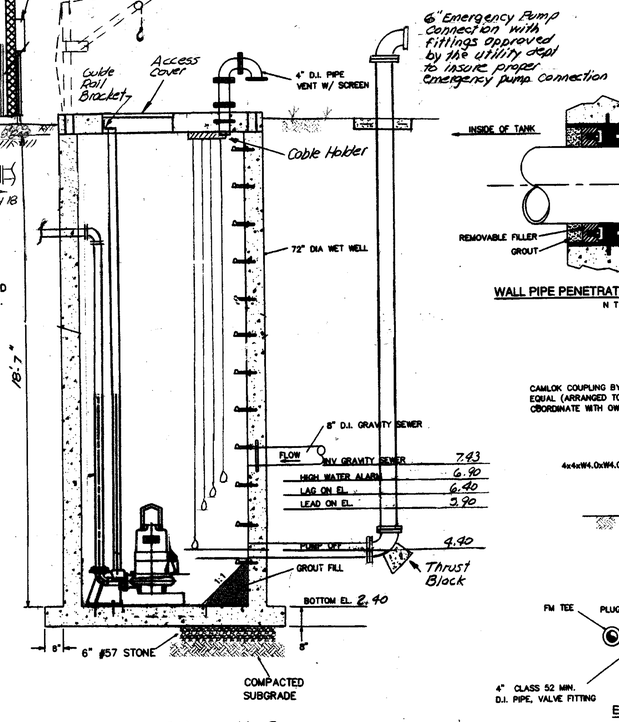

Wet Well Submersable Pumps
Scale: 3/8" = 1'-0"

SERIES DB PORTABLE HOIST

STANDARD FEATURES:

- TYPE-304 STAINLESS STEEL CONSTRUCTION
- 30 FEET (9 METERS) OF 1/4" (7 MM) STAINLESS STEEL CABLE
- GALVANIZED 1 TON HOOK
- DUTTON-LAINSON MARINE GRADE BRAKE WINCH
- ADJUSTABLE REACH IN 1" (25 MM) INCREMENTS
- 3 YEAR GUARANTEE

OPTIONS:

- TYPE-316 CONSTRUCTION
- ADDITIONAL CABLE AVAILABLE (SPECIFY LENGTH)
- STAINLESS STEEL WINCH
- STAINLESS STEEL HOOK
- OTHER REACHES AVAILABLE UPON REQUEST (CONSULT FACTORY)

HP HALLIDAY PRODUCTS
www.HalligdayProducts.com
Phone 800-298-1027
Fax 407-296-4534
Sales@HalligdayProducts.com

QTY	STANDARD SIZES		
	MODEL NO.	MAX LOAD LBS. (KG.)	UNIT WT. LBS. (KG.)
	D1836C	300 (136)	73 (33)
	D2636D	1000 (454)	98 (44)
	D3636E	1320 (600)	111 (50)

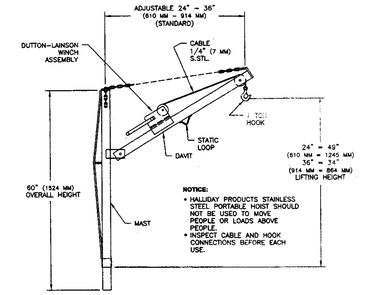

PUMP STATION NOTES

1. ALL DUCTILE IRON PIPE AND FITTINGS INSIDE THE WET WELL SHALL BE COATED WITH AN EXTERIOR BITUMINOUS COATING.
2. ALL DUCTILE IRON AND GALVANIZED PIPING IN THE CONTROL BUILDING SHALL BE CLEANED WITH AN INDUSTRIAL GRADE CLEANER, PRIMED AND FINISHED WITH AN INDUSTRIAL ACRYLIC ENAMEL, COLOR TO BE DETERMINED BY OWNER.
3. ALL PRE-CAST REINFORCED CONCRETE MANHOLE SECTIONS (IF USED FOR THE WET WELL) SHALL CONFORM TO ASTM C478.
4. THE BASE SECTION OF THE WET WELL SHALL BE MONOLITITHIC.
5. CAST-IN-PLACE CONCRETE SECTIONS INCLUDING REINFORCEMENT SHALL CONFORM TO ALL APPLICABLE REQUIREMENTS OF ACI 301, 315, 318, AND 347.
6. ALL PENETRATIONS TO WET WELL SHALL RECEIVE GAS TIGHT SEALS (SEE DETAIL THIS SHEET).

9. ALL CONNECTIONS IN PUMP STATION SHALL BE FLANGE TO FLANGE. NO UNI-FLANGE WILL BE ALLOWED.
10. PUMP MANUFACTURER SHALL PROVIDE CHECK VALVES WITH TAP FITTINGS FOR AUTOMATIC AIR RELEASE VALVES (ITEM #2).

12. CONCRETE FOR WALLS SHALL BE 5000 PSI.
13. REINFORCING BAR SIZES AND SPACING SHALL BE AS NOTED AND SHALL BE AISC GRADE 40.
14. ALL PANEL WALL THICKNESSES SHALL BE 4".
15. THERE SHALL BE A MINIMUM OF 16 POINTS OF ROOF AND FLOOR ATTACHMENTS TO WALLS. ALL CORNERS AND MID-POINTS OF ROOF SHALL BE ATTACHED TO WALL.

17. BUILDING WALL FABRICATOR SHALL PROVIDE THE SPECIFIED WALL ACCESSORIES AS SHOWN.
18. ALL INTERIOR WALL AND CEILING SURFACES SHALL HAVE A SMOOTH FORM FINISH.
19. DOOR SHALL BE 3'-0" x 6'-8" 18 GA. STEEL DOUBLE DOORS ON 16 GA. FRAME(PRIMED AND PAINTED) w/DEADBOLT & ALUM. PULL HANDLE ON ACTIVE DOOR AND HEAD & FOOT BOLTS ON PASSIVE DOOR.
20. INTERIOR FLOOR SHALL RECEIVE A LIGHT BROOM FINISH FOR SKID RESISTANCE.

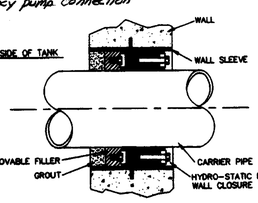

WALL PIPE PENETRATION SLEEVE (4"DIA+)
NTS

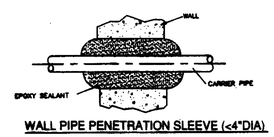

WALL PIPE PENETRATION SLEEVE (<4"DIA)
NTS

SERIES S1R ACCESS DOOR

STANDARD FEATURES:

- AUTO-LOCK T-316 STAINLESS STEEL
- T-316 STAINLESS STEEL RELEASE HANDLE
- T-316 STAINLESS STEEL HINGES AND ATTACHING HARDWARE
- NON-CORROSIVE PADLOCK BAR
- SINGLE LEAF CONSTRUCTION
- 300 LBS. PER SQ. FOOT (HS 20 RATING)
- 150 LBS. PER SQ. FOOT (AASHTO LOAD RATING)
- EXTRUDED ALUMINUM FRAME
- RECESSED LIFTING HANDLE
- LIFETIME GUARANTEE

HP HALLIDAY PRODUCTS
www.HalligdayProducts.com
Phone 800-298-1027
Fax 407-296-4534
Sales@HalligdayProducts.com

STANDARD SIZES			
QTY.	MODEL NO.	A DIM. INCHES (MM)	C DIM. INCHES (MM)	UNIT WT. LBS. (KG.)
	S1R2424	24 (610)	24 (610)	37 (17)
	S1R2430	24 (610)	30 (762)	42 (19)
	S1R2436	24 (610)	36 (914)	48 (22)
	S1R2442	24 (610)	42 (1067)	55 (25)
	S1R2448	24 (610)	48 (1219)	61 (28)
	S1R3030	30 (762)	30 (762)	49 (22)
	S1R3036	30 (762)	36 (914)	57 (26)
	S1R3042	30 (762)	42 (1067)	64 (29)
	S1R3048	30 (762)	48 (1219)	71 (32)
	S1R3054	30 (762)	54 (1372)	79 (36)
	S1R3060	30 (762)	60 (1524)	87 (36)

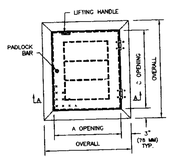

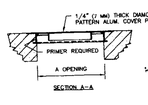

SECTION A-A

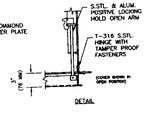

DETAIL

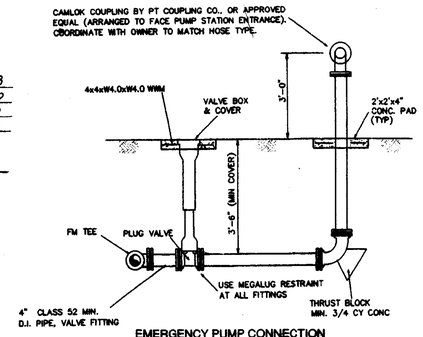

EMERGENCY PUMP CONNECTION
SCALE: 3/8" = 1'-0"

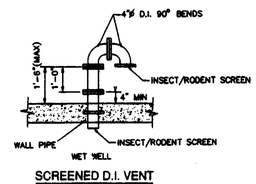

SCREENED D.I. VENT
NTS

SERIES D HOIST SOCKETS

STANDARD FEATURES:

- STAINLESS STEEL TYPE-304 (STANDARD) OR TYPE-316 (OPTIONAL) CONSTRUCTION
- AVAILABLE WITH 3 STYLES
- SUPPLIED WITH POLYMER LINING FOR SMOOTHER ROTATION
- 3 YEAR GUARANTEE

HP HALLIDAY PRODUCTS
www.HalligdayProducts.com
Phone 800-298-1027
Fax 407-296-4534
Sales@HalligdayProducts.com

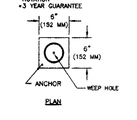

PLAN

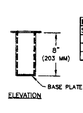

ELEVATION

EMBED STYLE HOIST SOCKETS	
SOCKET MODEL #	FOR HOIST MODELS
D1R LINED	D1A AND D1B
D2R LINED	D2A AND D2B
D3R LINED	D3A AND D3B

REVISIONS	BY
10-7-13	
12-4-13	
2-3-14	
4-24-14	

Architectural Graphics
6676 LAKESHORE DRIVE
QUINTON, VIRGINIA 23141
804-551-6944

PUMP STATION DETAILS
EAGLE PRESERVE
AT JORDAN ON THR JAMES

SEAL: COMMONWEALTH OF VIRGINIA — Walter M. Allen II — No. 11080 — 4/24/14 — PROFESSIONAL ENGINEER

DRAWN :	CHECKED :
PBM	WMA
DATE : 8-19-13	
SCALE : AS NOTED	
JOB NO. :	
SHEET C27	
OF 35 SHEETS	