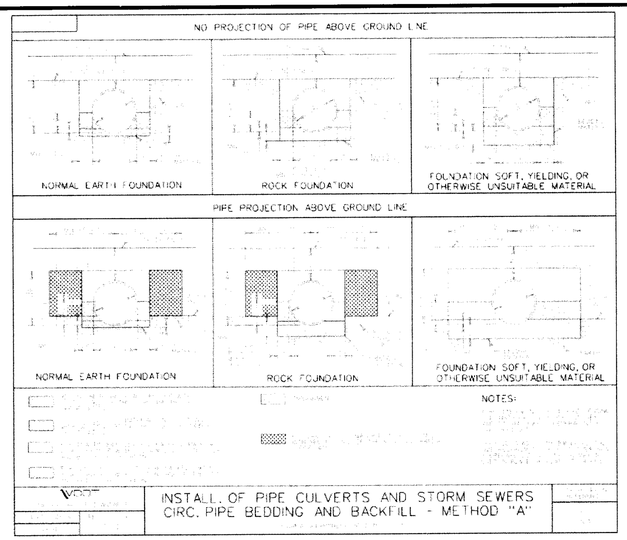

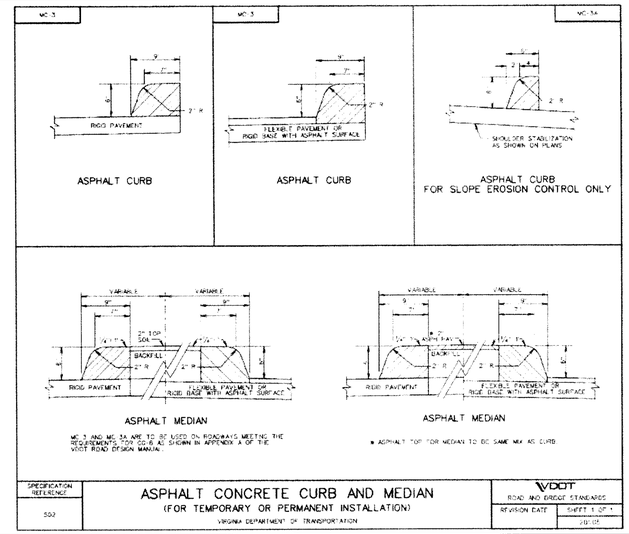

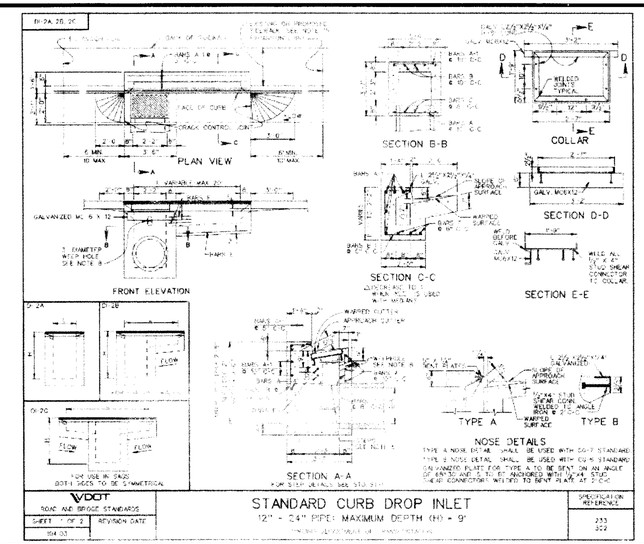

REVISIONS	BY
10-7-13	
12-4-13	
2-3-14	
4-24-14	

Architectural Graphics
6676 LAKESHORE DRIVE
QUINTON, VIRGINIA 23141
804-551-6944

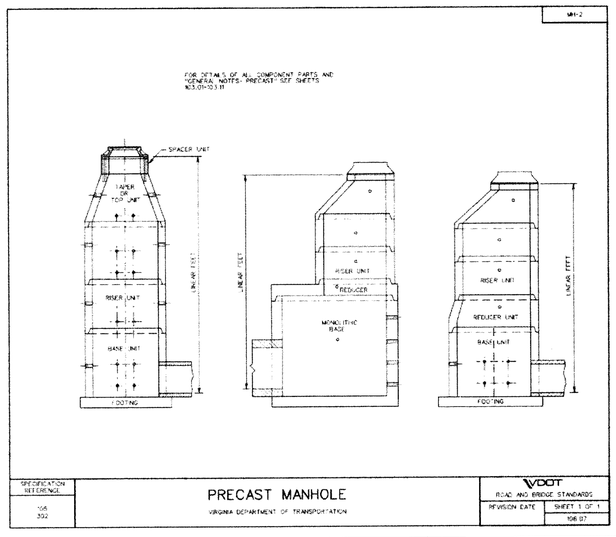

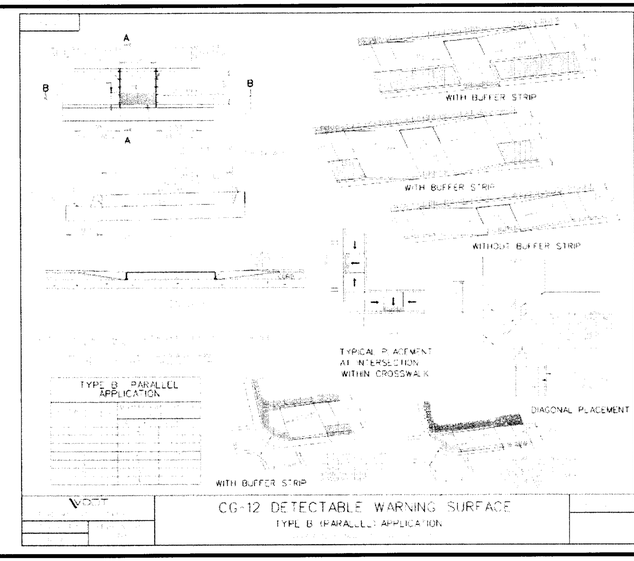

TABLE OF QUANTITIES

REINFORCING STEEL

TYPE	L	CONCRETE	BARS A		BARS B		BARS C		BARS D		BARS E		BARS F		WEIGHT
			NO.	SIZE	NO.	SIZE	NO.	SIZE	NO.	SIZE	NO.	SIZE	NO.	SIZE	LBS.
DI-2A	6'	1.75			4	#4							3	#4	84
	8'	1.90	4	#4	4	#4	3	#4					3	#4	84
DI-2B	10'	2.73	4	#4	4	#4	7	#4	4	#4			3	#4	119
	12'	2.91	4	#4	4	#4	7	#4	4	#4			3	#4	124
	14'	3.79	4	#4	4	#4	7	#4	4	#4	4	#6	3	#4	169
	16'	3.95	4	#4	4	#4	7	#4	4	#4	4	#6	3	#4	224
	18'	4.84	4	#4	4	#4	7	#4	4	#4	4	#6	3	#4	259
	20'	5.01	4	#4	4	#4	7	#4	4	#4	4	#6	3	#4	294
	22'	5.89	4	#4	4	#4	7	#4	4	#4	4	#6	3	#4	329
	24'	6.07	4	#4	4	#4	7	#4	4	#4	4	#6	3	#4	364
DI-2C	6'	2.24	4	#4	4	#4	7	#4	4	#4	4	#6	3	#4	115
	8'	2.55	4	#4	4	#4	7	#4	4	#4	4	#6	3	#4	150
	10'	3.82	4	#4	4	#4	7	#4	4	#4	4	#6	3	#4	185
	12'	3.99	4	#4	4	#4	7	#4	4	#4	4	#6	3	#4	220
	14'	5.27	4	#4	4	#4	7	#4	4	#4	4	#6	3	#4	255
	16'	5.45	4	#4	4	#4	7	#4	4	#4	4	#6	3	#4	290
	18'	6.93	4	#4	4	#4	7	#4	4	#4	4	#6	3	#4	325
	20'	6.23	4	#4	4	#4	7	#4	4	#4	4	#6	3	#4	360

NOTES

1. DEPTH OF INLET (H) TO BE SHOWN ON PLANS.
2. THE "D" DIMENSION SHOWN ON THE STANDARDS AND SPECIFIED ON THE PLANS WILL BE MEASURED FROM THE INVERT OF THE OUTLET PIPE TO THE TOP OF THE STRUCTURE. PLAN DIMENSIONS ARE APPROXIMATE ONLY FOR ESTIMATING PURPOSES AND THE ACTUAL DIMENSIONS SHALL BE DETERMINED BY THE CONTRACTOR FROM FIELD CONDITIONS.
3. WHEN SPECIFIED ON THE PLANS, THE INVERT IS TO BE SHAPED IN ACCORDANCE WITH STANDARD. THE COST OF FURNISHING AND PLACING ALL MATERIALS INCIDENTAL TO THE SHAPING TO BE INCLUDED IN THE BID PRICE FOR THE STRUCTURE.
4. IN THE EVENT THE INVERT OF THE OUTLET PIPE IS HIGHER THAN THE BOTTOM OF THE STRUCTURE, THE INVERT OF THE STRUCTURE SHALL BE SHAPED WITH CEMENT MORTAR TO PROVIDE A SMOOTH FLOW FUNNEL OF FURNISHING AND PLACING MORTAR SHALL BE INCIDENTAL TO THE SHAPING BUT NOT INCLUDED IN THE BID PRICE FOR THE STRUCTURE.
5. STEPS ARE TO BE PROVIDED WHEN 5 FEET OR GREATER FOR DETAILS SEE STANDARD.
6. THIS ITEM MAY BE PRECAST OR CAST-IN-PLACE.
7. #4 A.R.S. SMOOTH DOWELS AT APPROXIMATELY 12" CTS. TO BE INSERTED IN ALL AREAS ADJACENT TO INSITU CONCRETE TO PREVENT SETTLEMENT.
8. 1" DIAMETER WEEP HOLE TO BE LOCATED TO DRAIN SUBGRADE MATERIAL. WEEP HOLE WITH 10'-10" PLASTIC HARDWARE CLOTH OR WIRE OR GALVANIZED STEEL WIRE MINIMUM WIRE DIAMETER OF 0.035" NUMBER 4 MESH HARDWARE CLOTH ANCHORED FIRMLY TO THE PATTERN OF THE STRUCTURE.
9. ALL REINFORCING STEEL SHALL HAVE A MINIMUM COVER OF 2".
10. ALL REINFORCING STEEL TO BE CUT CLEAN OF ALL OPENINGS BY 2".
11. CAST-IN-PLACE CONCRETE IS TO BE CLASS A3 (3500 PSI) PRECAST CONCRETE IS TO BE 4500 PSI.
12. LENGTH OF SLOT TO BE AS SHOWN ON PLANS.
13. THIS STANDARD IS INTENDED FOR USE IN CURB AND GUTTER SITUATIONS ONLY.
14. STANDARD INLETS MAY BE CONSTRUCTED WITH CONCRETE BLOCK AS AN ALTERNATE TO CAST-IN-PLACE OR PRECAST CONCRETE IN ACCORDANCE WITH THE STANDARD.
15. EXPANSION JOINTS SHALL BE PROVIDED IN CURB AND GUTTER AROUND THE PERIMETER OF THE INLET TO OBTAIN THE SUBMITTED QUANTITIES OF CONCRETE. ALLOW 0.5 CUBIC YARDS OF CONCRETE FOR EACH FINIT.
16. LENGTH OF ANGLE BAR AS SHOWN ON FIGURE 1 OF 2 IS TO BE 1" LESS THAN PLANS.
17. * ADJUSTED LENGTH OF BAR IN BAR.
18. ALL REINFORCING BARS TO BE #5.
19. GRATE TO BE PROTECTED OR SLOPED WITH DIRECT WATER TOWARD THE INLET TRAPS.
20. WHEN SPECIFIED ON THE PLANS, THE INVERT OF THE STRUCTURE SHALL BE SHAPED IN ACCORDANCE WITH STANDARD. THE COST OF FURNISHING AND PLACING ALL MATERIALS INCIDENTAL TO THE SHAPING TO BE INCLUDED IN THE BID PRICE FOR THE STRUCTURE.
21. MINIMUM HEIGHT 5 FEET (1.5 M). WHEN HEIGHTS ARE LESS THAN 5 FEET (1.5 M) THE STANDARD SLOT IS NOT.
22. SUMP NO WASTE DRAINS TO WATERWAYS LETTERING IS REQUIRED ON ALL DI-2 GRATES. LOCATION OF LETTERING MAY VARY BY MANUFACTURER.



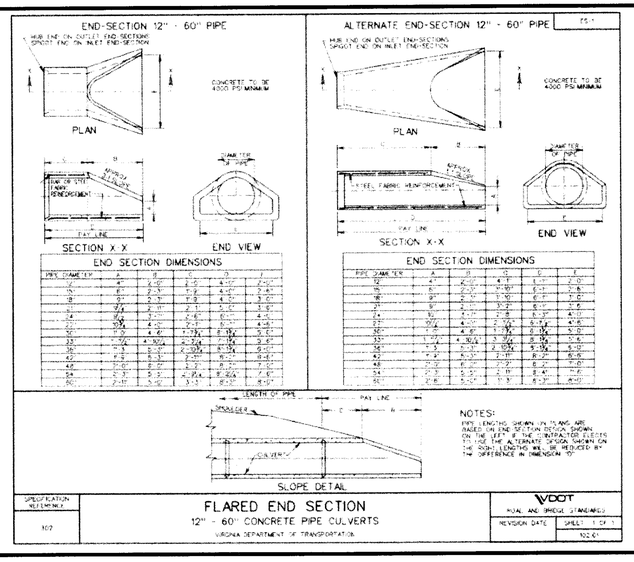

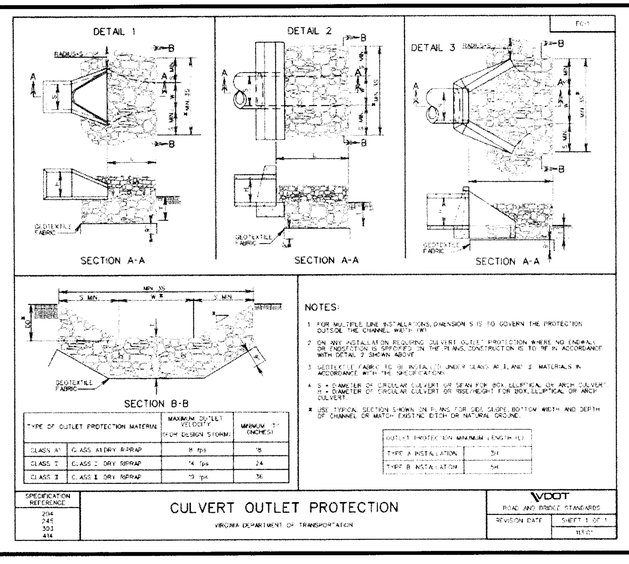

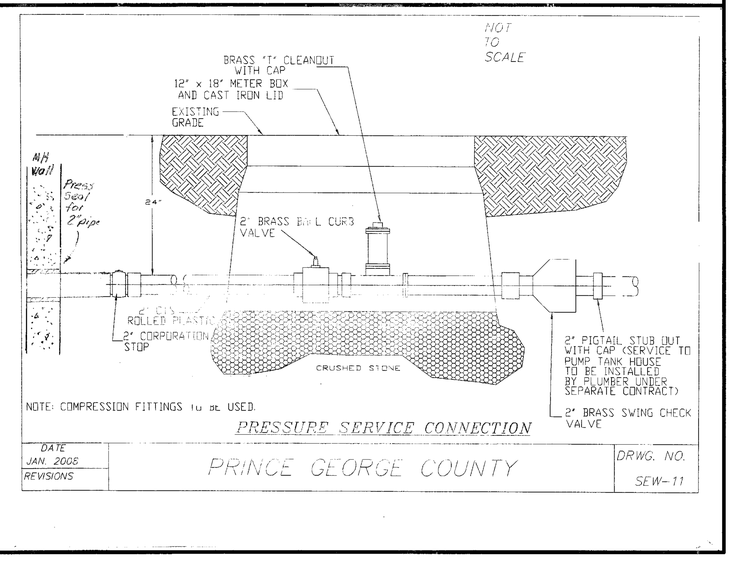

ROAD AND DRAINAGE DETAILS
EAGLE PRESERVE
AT JORDAN ON THRUSTER JAMES

SEAL: COMMONWEALTH OF VIRGINIA — WALTER M. ALTMAN III — No. 11039 — 4/24/14 — PROFESSIONAL ENGINEER

DRAWN :	CHECKED :
PBM	WMA
DATE : 8-19-13	
SCALE : AS NOTED	
JOB NO. :	
SHEET	

C20 OF 35 SHEETS