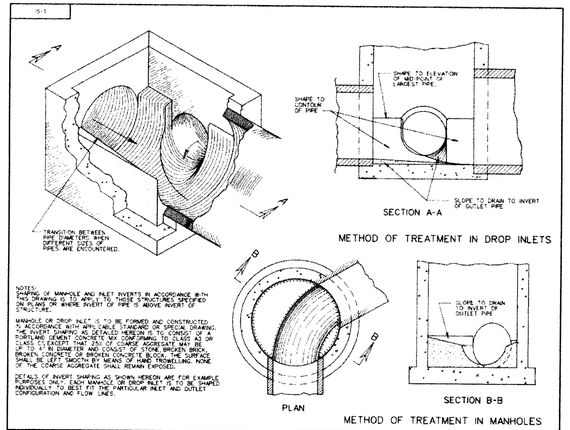

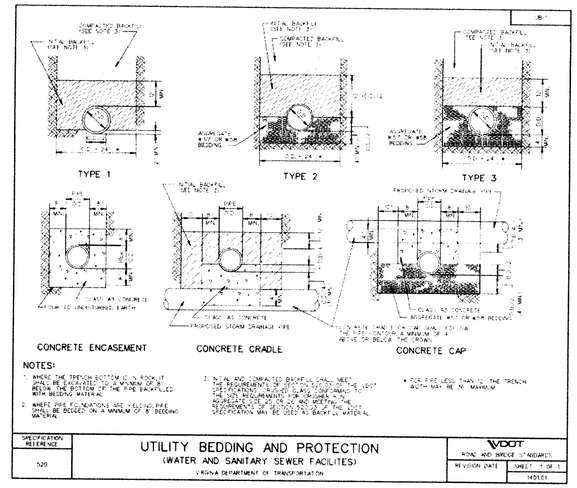

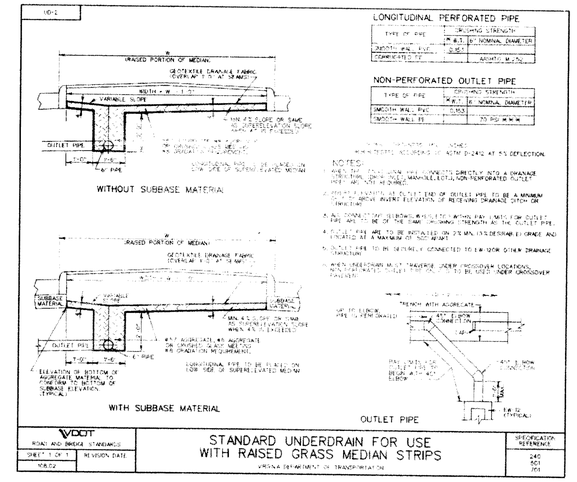

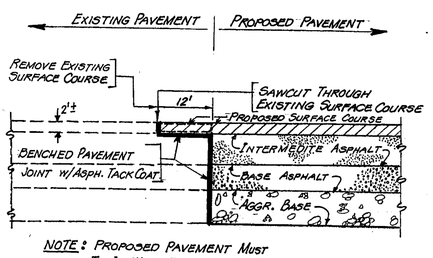

NOTE: PROPOSED PAVEMENT MUST TIE IN WITH EXISTING PAVEMENT

PAVEMENT JOINT DETAIL
N.T.S.

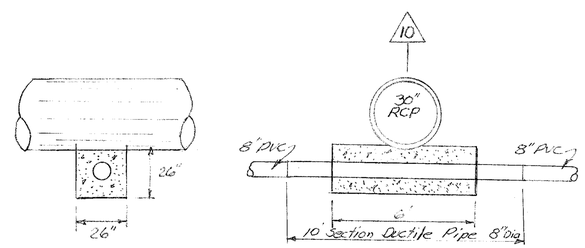

Concrete Encasement for Sewer Crossing
1"=3'

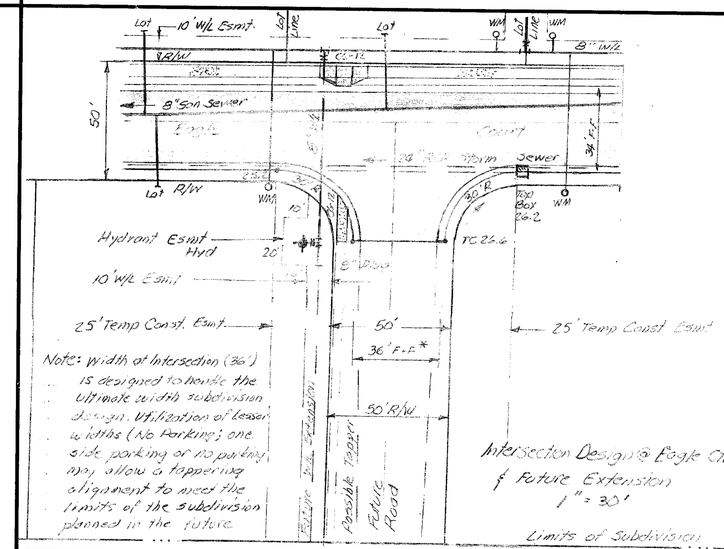

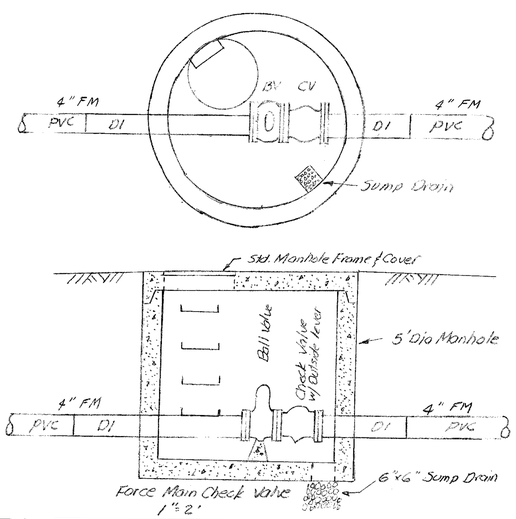

Force Main Check Valve
1"=2'

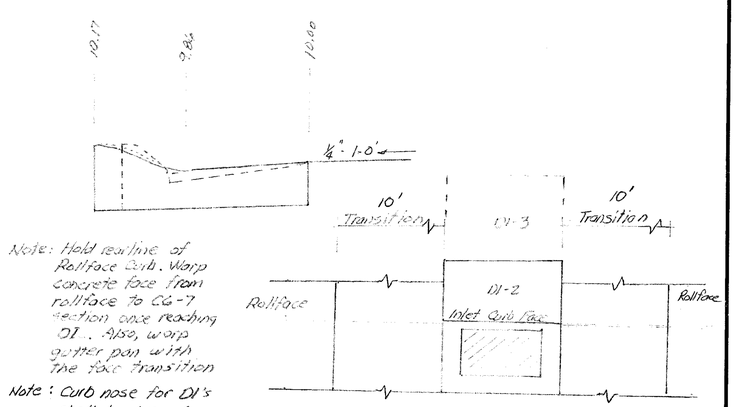

Note: Hold rearline of Rollface Curb. Warp concrete face from rollface to C6-7 section once reaching DI. Also, warp gutter pan with the face transition

Note: Curb nose for DI's shall be type A

Curb Transition to DI-2 or 3
1"=2'

TABLE 3.32-E
(Revised June 2003)
PERMANENT SEEDING SPECIFICATIONS FOR COASTAL PLAIN AREA

SEED[1]		
LAND USE	SPECIES	APPLICATION RATES
Minimum Care Lawn (Commercial or Residential)	Tall Fescue[1] or Bermudagrass[1]	175 - 200 lbs 75 lbs
High-Maintenance Lawn	Tall Fescue[1] or Bermudagrass[1] (seed) or Bermudagrass[1] (by other vegetative establishment method, see Std. & Spec. 3.34)	200-250 lbs 40 lbs. (unhulled) 30 lbs. (hulled)
General Slope (3:1 or less)	Tall Fescue[1] Red Top Grass or Creeping Red Fescue Seasonal Nurse Crop[2]	128 lbs 2 lbs 20 lbs TOTAL: 150 lbs
Low-Maintenance Slope (Steeper than 3:1)	Tall Fescue[1] Bermudagrass[1] Red Top Grass or Creeping Red Fescue Seasonal Nurse Crop[2] Sericea Lespedeza[3]	93-108 lbs 0-15 lbs 2 lbs 20 lbs 20 lbs TOTAL: 150 lbs

1 - When selecting varieties of turfgrass, use the Virginia Crop Improvement Association (VCIA) recommended turfgrass variety list. Quality seed will bear a label indicating that they are approved by VCIA. A current turfgrass variety list is available at the local County Extension office or through VCIA at 804-746-4860 or at http://sudan.cses.vt.edu/html/Turf/turf/publications/publications2.html

2 - Use seasonal nurse crop in accordance with seeding dates as stated below.

February, March - April	Annual Rye
May 1st - August	Foxtail Millet
September, October - November 15th	Annual Rye
November 16th - January	Winter Rye

3 - May through October, use hulled seed. All other seeding periods, use unhulled seed. If Weeping Lovegrass is used, include in any slope or low maintenance mixture during warmer seeding periods, increase to 30 -40 lbs/acre

FERTILIZER & LIME

- Apply 10-20-10 **fertilizer** at a rate of **500** lbs. / acre (or 12 lbs. / 1,000 sq. ft.)
- Apply **Pulverized Agricultural Limestone** at a rate of 2 tons/acre (or 90 lbs. / 1,000 sq. ft.)

NOTE:
- A soil test is necessary to determine the actual amount of lime required to adjust the soil pH of site
- Incorporate the lime and fertilizer into the top 4 – 6 inches of the soil by disking or by other means.
- When applying Slowly Available Nitrogen, use rates available in Erosion & Sediment Control Technical Bulletin # 4, 2003 Nutrient Management for Development Sites at http://www.dcr.state.va.us/sw/esk.htm#pubs

REVISIONS	BY
12-9-13	
2-3-14	
4-24-14	

Architectural Graphics
6676 LAKESHORE DRIVE
QUINTON, VIRGINIA 23141
804-551-6944

ROAD AND DRAINAGE DETAILS
EAGLE PRESERVE
AT JORDAN ON THR JAMES

SEAL: COMMONWEALTH OF VIRGINIA — WALTER K. AYMAN III — No. 11039 — 4/29/14 — PROFESSIONAL ENGINEER

DRAWN :	CHECKED :
PBM	W.M.A

DATE : 10-7-13

SCALE : AS NOTED

JOB NO. :

SHEET C20A

OF 35 SHEETS