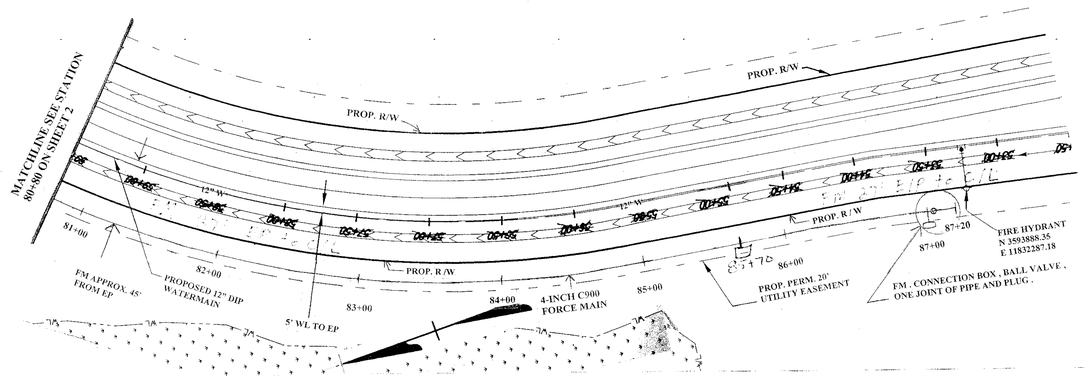

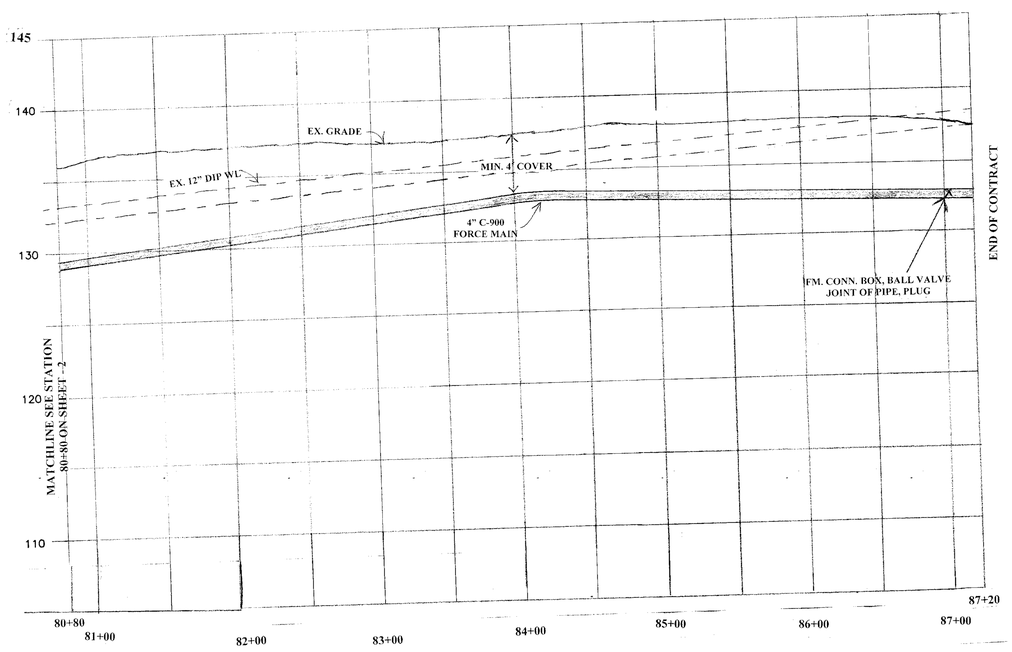

PRINCE GEORGE COUNTY
DEPARTMENT OF PUBLIC UTILITIES

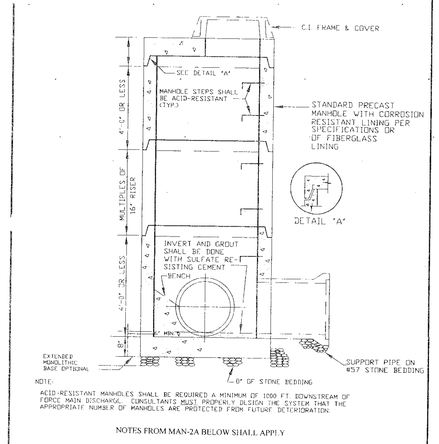

NOTE:
ACID-RESISTANT MANHOLES SHALL BE REQUIRED A MINIMUM OF 1000 FT. DOWNSTREAM OF FORCE MAIN DISCHARGE. CONSULTANTS MUST PROPERLY DESIGN THE SYSTEM THAT THE APPROPRIATE NUMBER OF MANHOLES ARE PROTECTED FROM FUTURE DETERIORATION.

NOTES FROM MAN-2A BELOW SHALL APPLY

E JAN. 2008 REVISIONS	SPECIAL ACID-RESISTANT LINING ALL MANHOLES	DRWG. NO. MAN-6

PRINCE GEORGE COUNTY
DEPARTMENT OF PUBLIC UTILITIES

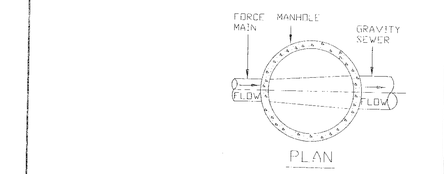

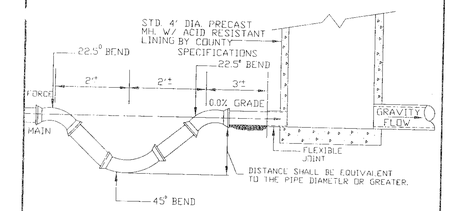

SECTION

NOTE: VENT SHALL BE AS SEW-3.

F JAN. 2008 REVISIONS	FORCE MAIN DISCHARGE	DRWG. NO. SEW-6

ALL WORK AND MATERIALS FOR SEWER SYSTEM SHOWN SHALL BE SUPPLIED IN ACCORDANCE WITH THE LATEST SPECIFICATIONS OF PRINCE GEORGE COUNTY APPLICABLE AT THE TIME OF NOTICE TO PROCEED.

PRINCE GEORGE COUNTY
DEPARTMENT OF PUBLIC UTILITIES

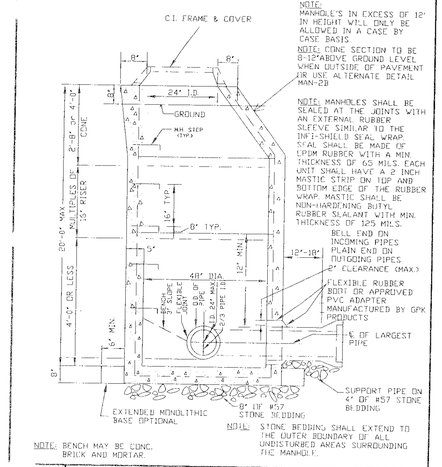

NOTE: MANHOLE'S IN EXCESS OF 12' IN HEIGHT WILL ONLY BE ALLOWED IN A CASE BY CASE BASIS

NOTE: CONE SECTION TO BE 8-12" ABOVE GROUND LEVEL WHEN OUTSIDE OF PAVEMENT OR USE ALTERNATE DETAIL MAN-2B

NOTE: MANHOLES SHALL BE SEALED AT THE JOINTS WITH AN EXTERNAL RUBBER SLEEVE SIMILAR TO THE INFI-SHIELD SEAL WRAP. SEAL SHALL BE MADE OF EPDM RUBBER WITH A MIN. THICKNESS OF 65 MILS. EACH UNIT SHALL HAVE A 2 INCH MASTIC STRIP ON TOP AND BOTTOM EDGE OF THE RUBBER WRAP. MASTIC SHALL BE NON-HARDENING BUTYL RUBBER SEALANT WITH MIN. THICKNESS OF 125 MILS.

BELL END ON INCOMING PIPES
PLAIN END ON OUTGOING PIPES

NOTE: STONE BEDDING SHALL EXTEND TO THE OUTER BOUNDARY OF ALL UNDISTURBED AREAS SURROUNDING THE MANHOLE.

NOTE: BENCH MAY BE CONC. BRICK AND MORTAR

JAN. 2008 REVISIONS	STANDARD PRECAST CONCRETE MANHOLE SEWERS 8" TO 24" LOCATED OUTSIDE PAVEMENT	DRWG. NO. MAN-2A

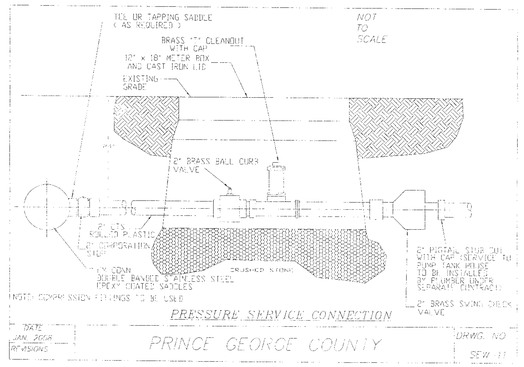

DATE JAN. 2008 REVISIONS	PRINCE GEORGE COUNTY	DRWG. NO. SEW-11

CROSSPOINTE CENTRE		
SCALE: 1" = 50'	APPROVED BY: STEPHEN E. McBRIDE COUNTY ENGINEER, PO BOX 68 PRINCE GEORGE, VA. 23875 804-722-8687	DRAWN BY DME
DATE: OCT. 27, 2010		REVISED
GRAVITY SEWER & FORCE MAIN		
SECTION - 2		DRAWING NUMBER 3 of 3

24X36 PRINTED ON NO. 1000H CLEARPRINT