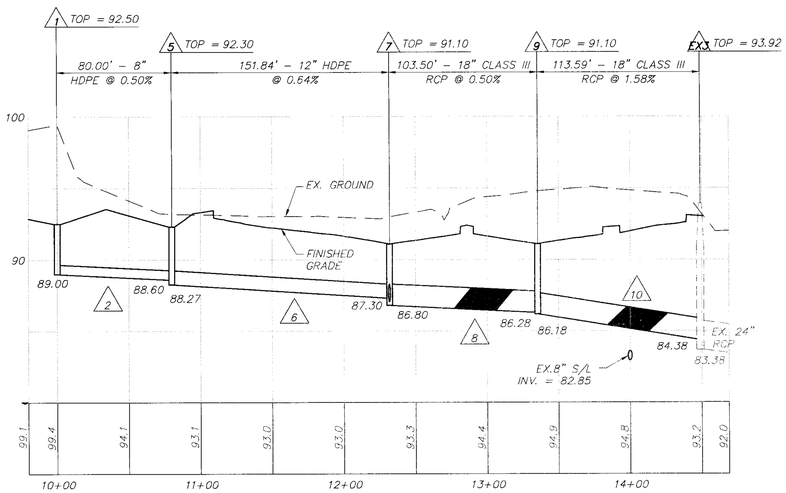

HDPE PROFILE

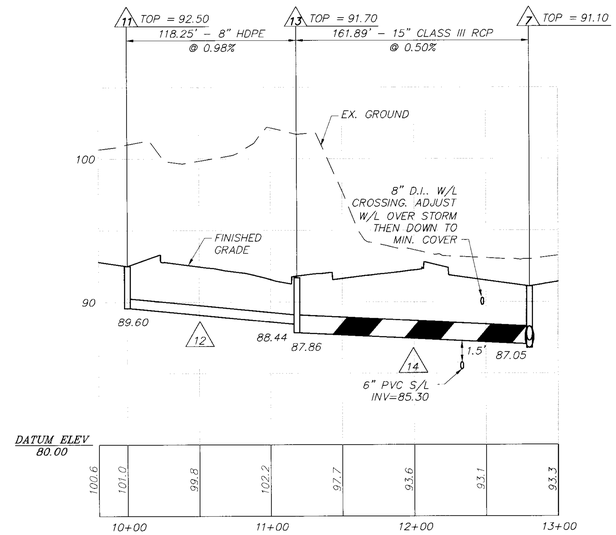

STORM SEWER PROFILE

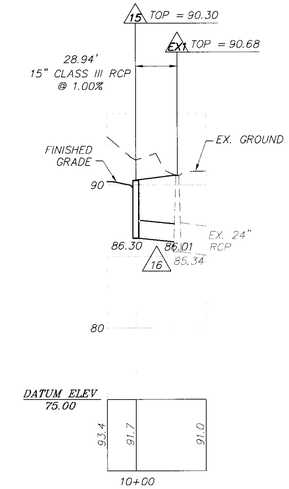

STORM SEWER PROFILE

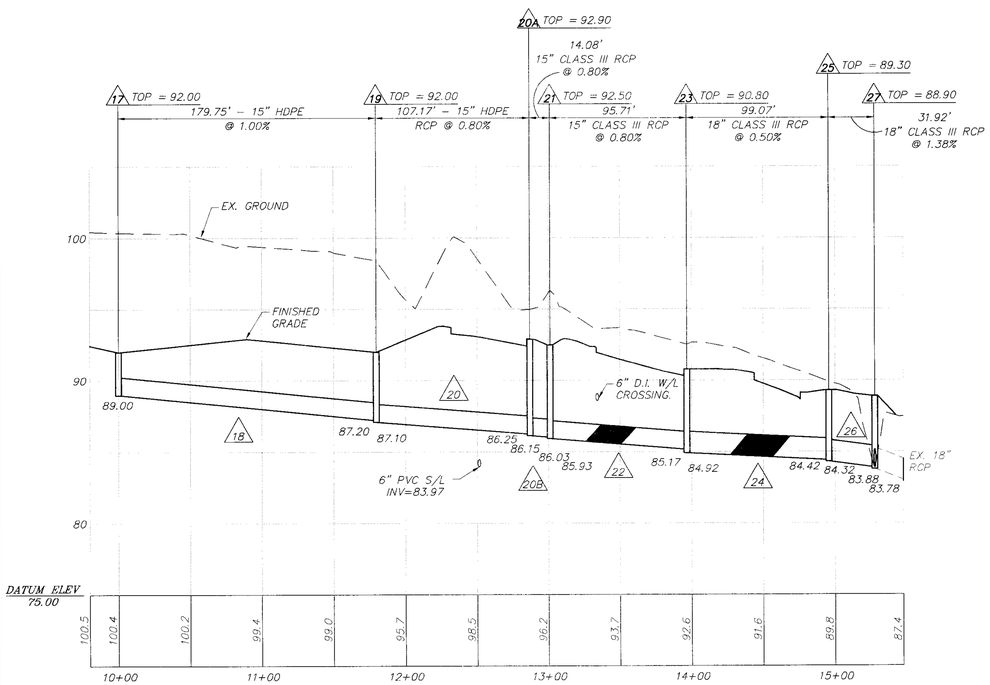

STORM SEWER PROFILE

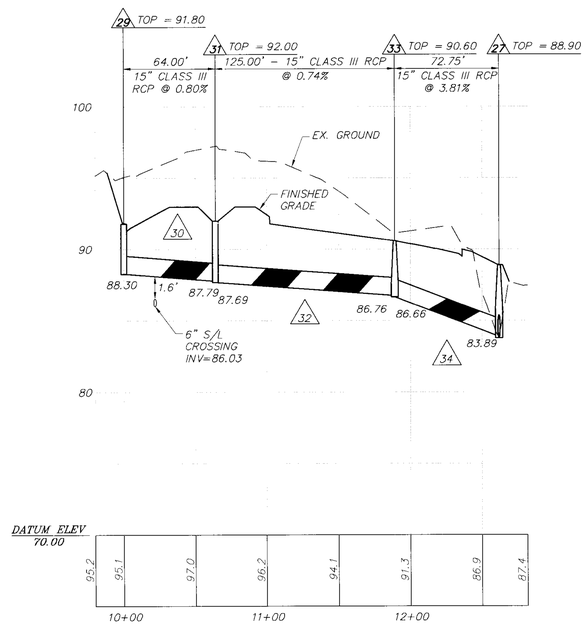

STORM SEWER PROFILE

HOR. SCALE: 1"=50'
VERT. SCALE: 1"=5'

DRAINAGE SUMMARY

1. 15" NYLOPLAST, TOP = 92.50, H = 3.50'
2. 80.00 L.F. 8" HDPE @ 0.50% INV. IN = 89.00, INV. OUT = 88.60
5. 15" NYLOPLAST, TOP = 92.30, H = 4.30'
6. 151.84 L.F. 12" HDPE @ 0.64% INV. IN = 88.27, INV. OUT = 87.30
7. DI–1, TOP = 91.10, H = 4.30'
8. 103.50 L.F. 18" CLASS III RCP @ 0.50% INV. IN = 86.80, INV. OUT = 86.28
9. DI–1, TOP = 91.10, H = 4.92'
10. 113.59 L.F. 18" CLASS III RCP @ 1.58% INV. IN = 86.18, INV. OUT = 84.38
11. 15" NYLOPLAST, TOP = 92.50, H = 2.90'
12. 118.25 L.F. 8" HDPE @ 0.98% INV. IN = 89.60, INV. OUT = 88.44
13. DI 3–B, L=6', TOP = 91.70, H = 3.84'
14. 161.89 L.F. 15" CLASS III RCP @ 0.50% INV. IN = 87.86, INV. OUT = 87.05
15. DI 3–B, L=6', TOP = 90.30, H = 4.00'
16. 28.94 L.F. 15" CLASS III RCP @ 1.00% INV. IN = 86.30, INV. OUT = 86.01
17A. 32.00 L.F. 15" HDPE @ 14.68% INV. IN = 93.80, INV. OUT = 89.10
17. 15" NYLOPLAST, TOP = 92.00, H = 3.00'
18. 179.75 L.F. 15" HDPE @ 1.00% INV. IN = 89.00, INV. OUT = 87.20
19. 15" NYLOPLAST, TOP = 92.00, H = 4.90'
20. 107.17 L.F. 15" HDPE @ 0.80% INV. IN = 87.10, INV. OUT = 86.30
20A. DI–3B, L=4', TOP = 92.90, H = 6.75'
20B. 14.08 L.F. 15" CLASS III RCP @ 0.80% INV. IN = 86.15, INV. OUT = 86.03
21. DI–1, TOP = 92.50, H = 6.57'
22. 95.71 L.F. 15" CLASS III RCP @ 0.80% INV. IN = 85.93, INV. OUT = 85.17
23. DI–3B, L=4', TOP = 90.80, H = 5.88'
24. 99.07 L.F. 18" CLASS III RCP @ 0.50% INV. IN = 84.92, INV. OUT = 84.42
25. DI–3B, L=6', TOP = 89.30, H = 4.98'
26. 31.92 L.F. 18" CLASS III RCP @ 1.38% INV. IN = 84.32, INV. OUT = 83.88
27. MH–2, TOP = 88.90, H = 5.12'
28. DI–3C, L=6', TOP = 90.70, H = 4.02'
29. DI–2C, L=6', TOP = 91.80, H = 3.50'
30. 64.00 L.F. 15" CLASS III RCP @ 0.80% INV. IN = 88.30, INV. OUT = 87.79
31. DI–1, TOP = 92.00, H = 4.31'
32. 125.00 L.F. 15" CLASS III RCP @ 0.74% INV. IN = 87.69, INV. OUT = 86.76
33. MH–2, TOP = 90.60, H = 3.94'
34. 72.75 L.F. 15" CLASS III RCP @ 3.81% INV. IN = 86.66, INV. OUT = 83.88

NOTES:
1. PIPES ARE MEASURED FROM CENTER TO CENTER OF STRUCTURES.
2. ALL STRUCTURES SHALL INCLUDE VDOT STD. IS–1 SHAPING.
3. ALL STRUCTURES OVER 4' DEEP REQUIRE VDOT STD. ST–1 STEPS.

COMMONWEALTH OF VIRGINIA
DERRICK A. JOHNSON
Lic. No. 24761
3-20-12
PROFESSIONAL ENGINEER

VIRGINIA | NORTH CAROLINA | WEST VIRGINIA
THIS DRAWING PREPARED AT THE
TRI-CITIES OFFICE
4701 Owens Way - Suite 900 | Prince George, VA 23875
TEL 804.541.6600 FAX 804.458.1511 www.timmons.com

YOUR VISION ACHIEVED THROUGH OURS.

Site Development | Residential | Infrastructure | Technology

DATE	REVISION DESCRIPTION
5-21-07	COUNTY COMMENTS
7-17-07	COUNTY COMMENTS
7-22-11	AMENDMENT TO PREVIOUSLY APPROVED SITE PLAN
3-20-12	COUNTY COMMENTS

DATE	09 APRIL 2007
DRAWN BY	S. IRBY
DESIGNED BY	C. THOMPSON
CHECKED BY	C. THOMPSON
SCALE	AS SHOWN

TIMMONS GROUP

CROSSINGS COURT COMMERCIAL

BLAND DISTRICT * PRINCE GEORGE COUNTY, VIRGINIA

PROFILES

JOB NO.	31703
SHEET NO.	C5

These plans and associated documents are the exclusive property of TIMMONS GROUP and may not be reproduced in whole or in part and shall not be used for any purpose whatsoever, inclusive, but not limited to construction, bidding, and/or construction staking without the express written consent of TIMMONS GROUP.