NOTES:
1. PROVIDE PIPE SUPPORTS AS REQUIRED.
2. ALL SAMPLE TAPS SHALL BE NON-THREADED.
3. ALL ABOVE GRADE PIPING SHALL BE CLASS 53 DUCTILE IRON.
4. FLOOR SHALL BE SLOPED TO FLOOR DRAIN LOCATED IN CENTER OF SLAB.
5. REFER TO ELECTRICAL PLANS FOR ELECTRICAL PANEL LAYOUT

EXHAUST FAN SCHEDULE

Fan Capacity (cfm)	in. WG	Intake Louver	Damper Size	Sones	HP	Model Number	Notes
340	0.25	12"X24"	12"X24"	5.3	1/30	Greenheck CWB-085-G 1300 RPM	Fan to be direct drive with Gravity Damper Louver to be Cesco Model X4DDC

UNIT HEATER SCHEDULE

KW	Model Number	Notes
10	Chromalox LUH-D-10-21-34	Wall Mounted, Integral Power disconnect & Adjustable T-Stat

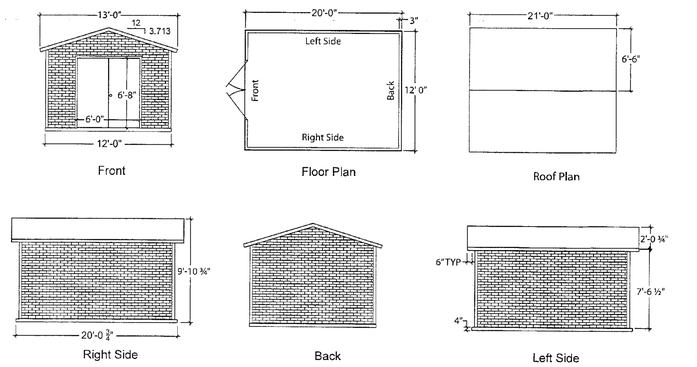

PRECAST BUILDING PLAN
SCALE: NOT TO SCALE

NOTE:
PRECAST BUILDING TO BE SMITH-MIDLAND 12'x20' EASI-SET OR APPROVED EQUAL.

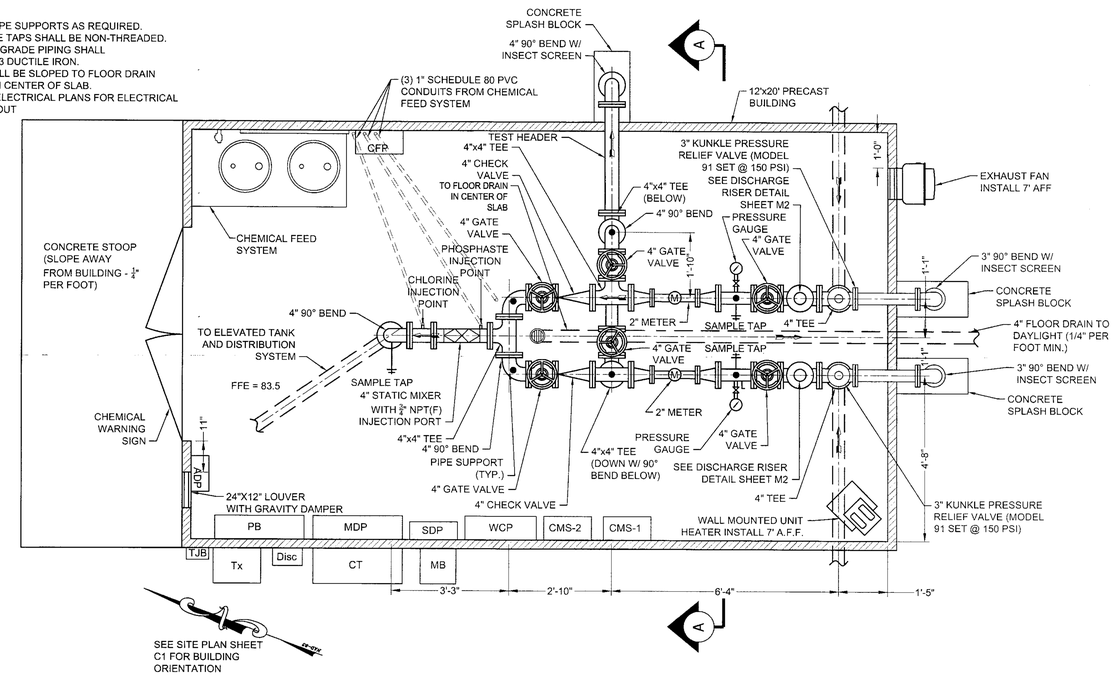

SEE SITE PLAN SHEET C1 FOR BUILDING ORIENTATION

WELL HOUSE - PLAN
SCALE: ½" = 1'-0"

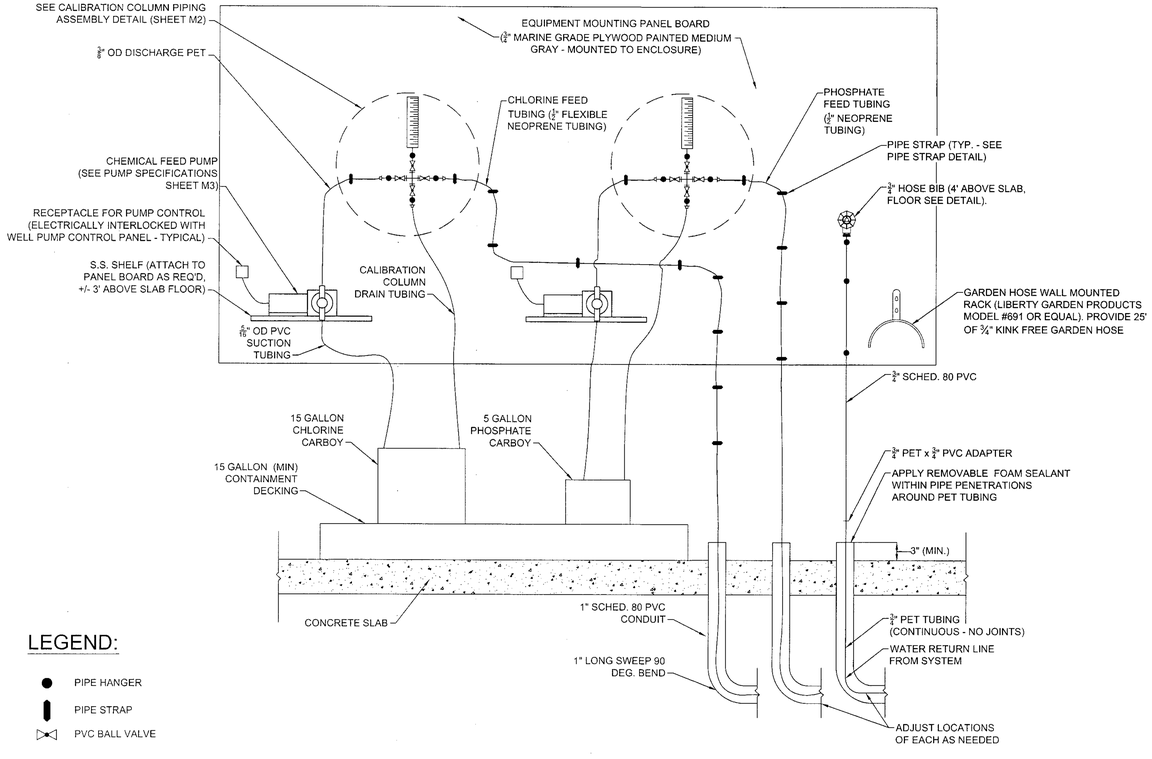

LEGEND:

- PIPE HANGER
- PIPE STRAP
- PVC BALL VALVE

CHLORINE FEED - SCHEMATIC
SCALE: NOT TO SCALE

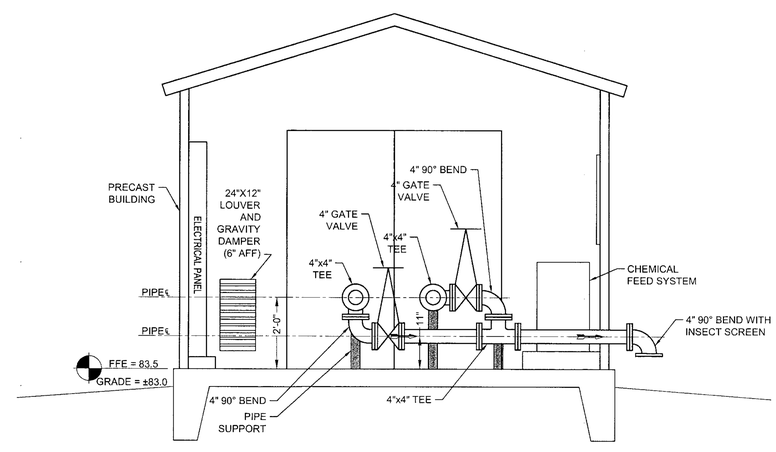

WELL HOUSE - SECTION A-A
SCALE: ½" = 1'-0"

COMMONWEALTH OF VIRGINIA
WESLEY G. HUNNIUS
Lic. No. 040151
12/3/13
PROFESSIONAL ENGINEER

VIRGINIA | NORTH CAROLINA | WEST VIRGINIA

YOUR VISION ACHIEVED THROUGH OURS.

Site Development | Residential | Infrastructure | Technology

DATE	REVISION DESCRIPTION
5/18/10	PER COUNTY COMMENTS
9/30/13	ALL SHEETS
12/3/13	PER COUNTY COMMENTS

DATE 09/30/13
DRAWN BY C. McNAIR
DESIGNED BY C. McNAIR
CHECKED BY W. HUNNIUS
SCALE AS SHOWN

TIMMONS GROUP

CHAPPELL CREEK ELEVATED STORAGE TANK AND WATER SUPPLY SYSTEM
PRINCE GEORGE COUNTY, VIRGINIA
WELL HOUSE FLOOR PLAN AND SECTIONS

JOB NO. 22791-201
SHEET NO. M1

This drawing and the designs shown thereon are the property of TIMMONS GROUP and may not be reproduced in whole or in part and shall not be used for building and/or construction stakeout without the express written consent of TIMMONS GROUP.

L:\2011\22791_Chappell Creek\dwg\Sheet\CD\Water System\22791 M-1.0-WELL.dwg | Plotted on 12/3/2013 5:59 PM | by Adrienne Beckman