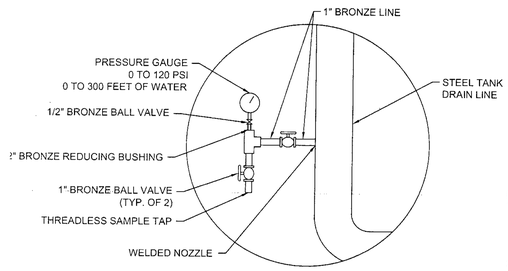

PRESSURE GAUGE ASSEMBLY

NOT TO SCALE

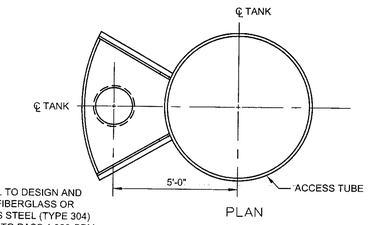

NOTES:
1. TANK MFR. TO DESIGN AND PROVIDE FIBERGLASS OR STAINLESS STEEL (TYPE 304) WEIR BOX TO PASS 1,000 GPM FLOW RATE.
2. HEAT TRACE AND INSULATE FILL/DRAW AND DRAIN PIPE.

OVERFLOW WEIR BOX

NOT TO SCALE

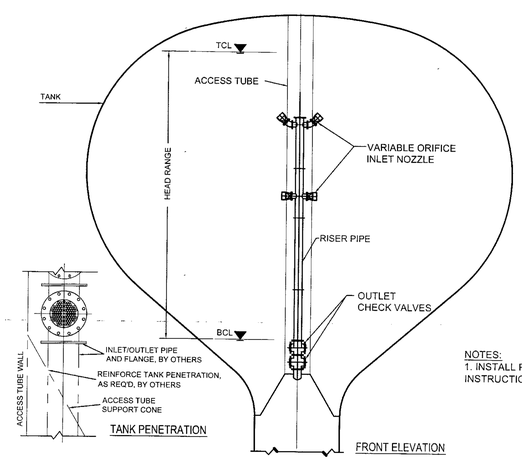

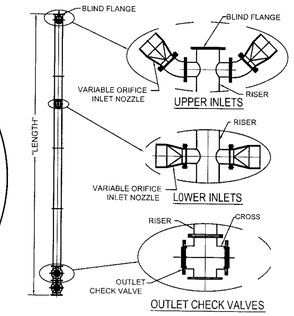

NOTES:
1. INSTALL PER MANUFACTURER'S INSTALLATION INSTRUCTIONS AND SYSTEM CONFIGURATION.

RED VALVE MIXING SYSTEM DETAIL

NOT TO SCALE

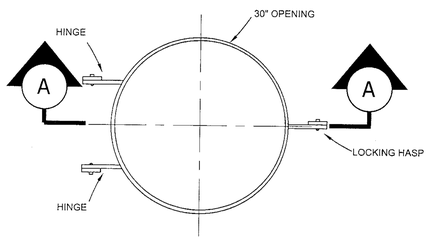

ROOF HATCH DETAIL

NOT TO SCALE

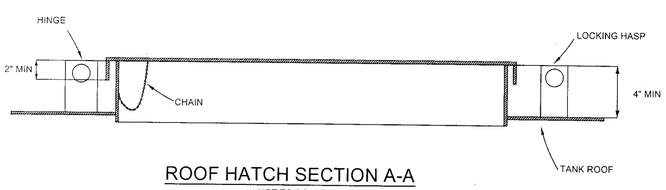

ROOF HATCH SECTION A-A

NOT TO SCALE

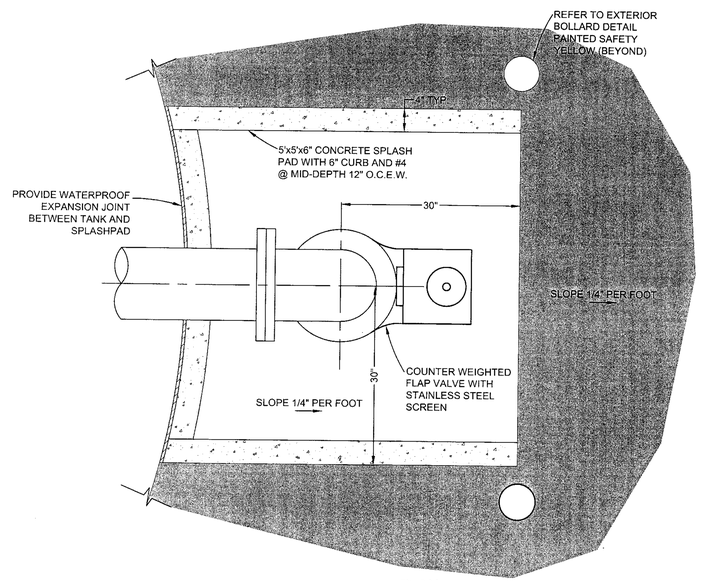

PLAN

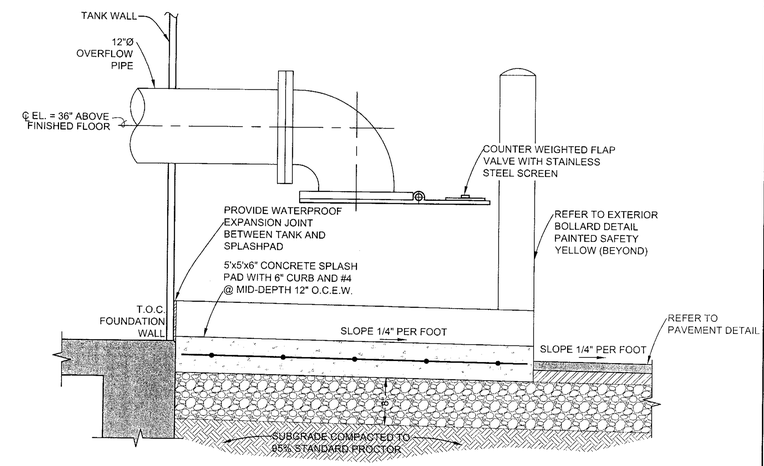

SECTION

CONCRETE SPLASH PAD

NOT TO SCALE

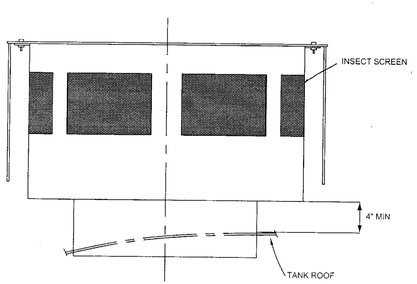

VENT DETAIL

NOT TO SCALE

COMMONWEALTH OF VIRGINIA
WESLEY G. HUNNICUTT
Lic. No. 040151
12/3/13
PROFESSIONAL ENGINEER

VIRGINIA | NORTH CAROLINA | WEST VIRGINIA

YOUR VISION ACHIEVED THROUGH OURS.

Site Development | Residential | Infrastructure | Technology

DATE	REVISION DESCRIPTION
5/18/10	PER COUNTY COMMENTS
9/30/13	ALL SHEETS
12/3/13	PER COUNTY COMMENTS

DATE 09/30/13
DRAWN BY C. McNAIR
DESIGNED BY C. McNAIR
CHECKED BY
SCALE AS SHOWN

TIMMONS GROUP

CHAPPELL CREEK ELEVATED STORAGE TANK AND WATER SUPPLY SYSTEM
PRINCE GEORGE COUNTY, VIRGINIA
ELEVATED STORAGE TANK DETAILS

JOB NO. 22791-201
SHEET NO. C4

THIS DOCUMENT, TOGETHER WITH THE IDEAS AND DESIGNS INCORPORATED HEREIN, AS AN INSTRUMENT OF PROFESSIONAL SERVICE, IS THE PROPERTY OF TIMMONS GROUP. REPRODUCTION OR REUSE OF THE DOCUMENT IN WHOLE OR IN PART WITHOUT THE EXPRESS WRITTEN CONSENT OF TIMMONS GROUP IS PROHIBITED.

I:\22\22791 Chappell Creek\Dwg\Sheet\CD\Water System\22791C-C2.0, C2.1 E.dwg | Plotted on 12/3/2013 5:39 PM | by Adrienne Beckman