WATER NOTES

1. All construction, materials, and installation shall conform to the latest edition of "Standards for the Design and Construction of Water and Wastewater Systems" of the County of Prince George, Virginia.
2. The Contractor shall be responsible for notifying the Director of Public Utilities of Prince George County in order to schedule a pre-construction meeting at least 48 hours prior to starting any work on this project. All work shall be subject to inspection by the County Inspector. The Contractor shall be responsible for obtaining all necessary permits.
3. The location of existing utilities across or along the line of proposed work is not necessarily shown on the plans, and where shown is only approximately correct. The Contractor shall on his own initiative and at no extra cost, locate all underground lines and structures as necessary. The Contractor shall be responsible for any damage to underground lines or structures.
4. Contractor shall call "Miss Utility" toll free at 1-800-552-7001 prior to any digging.
5. Minimum cover over top of water lines shall be 42" (3.50').

METER-STRAINER-VAULT SPECIFICATIONS

1. Meter shall be (no or-equals) Neptune Tru/Flow Compound Meter, Size 4", and meet AWWA C-702, latest edition, Cold Water Meters - Compound Type. Specific construction details listed herein refer to Section Numbers of the Standard C-702. Where these details are in conflict, then this Specification shall prevail.
2. Section 4.2 - Capacity
   Meter shall be capable of measuring flows to 900 gpm, maximum continuous flow of 700 gpm, with normal test flow limits from 3 to 700 gpm.
3. Section 8.1
   Registers will be Straight Reading Cubic Feet, with Center Sweephands, and low flow indicators. Registers will be hermetically sealed, and each measuring element will have a separate register.
4. Section 10
   Intermediate gear trains shall be enclosed within the register box.
5. Section 11
   Measuring Chambers of Gages will be attached to main case cover and lift out with the removal of the cover.
6. Section 14
   Automatic Valves shall be of the hydraulic valve design, straight through type.
7. Section 16
   Strainer - Separate Bronze Case Strainer, Stainless Steel plate type will be provided, 4" size, to be Trident Turbine Strainer.
8. Section 18.1
   Main Casing to be Copper alloy.
9. Section 18.2
   Register box rings/covers shall be made of Copper alloy.
10. Section 18.5
    Disc Spindles may be made of synthetic polymer.
11. Section 19
    The registration at the "change-over" point shall not be less than 95%.
12. Check Valve - Cast iron body with non slamming closure.

LIST OF MATERIALS

8" DI PIPE	410 L.F.
6" DI PIPE	12 L.F.
8" GATE VALVE & BOX	2 EACH
4" GATE VALVE	4 EACH
8" - 45 BEND	4 EACH
8" x 4" REDUCER	2 EACH
4" CHECK VALVE	2 EACH
4" STRAINER	2 EACH
METER VAULT	1 EACH
4" COMPOUND METER	2 EACH
4" ELL	4 EACH
4" TEE	2 EACH
4" D.I. PIPE	8 L.F

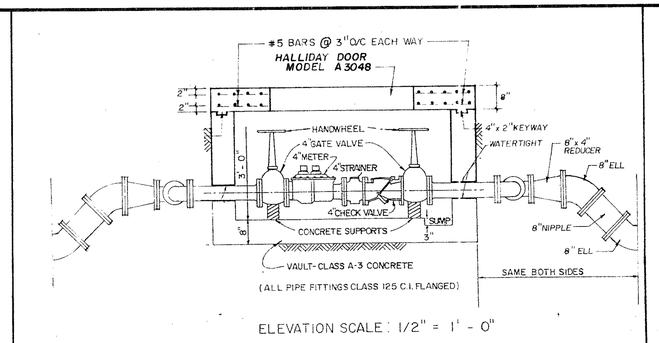

ELEVATION SCALE: 1/2" = 1' - 0"

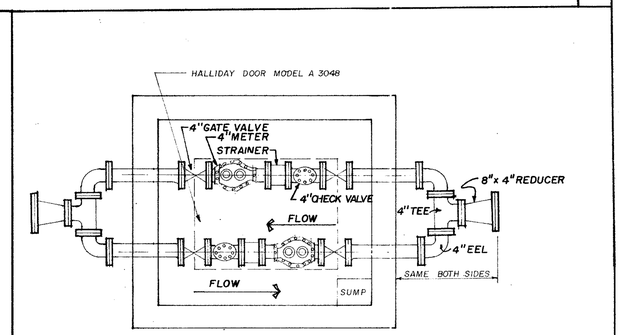

ELEVATION SCALE: 1/2" = 1'-0

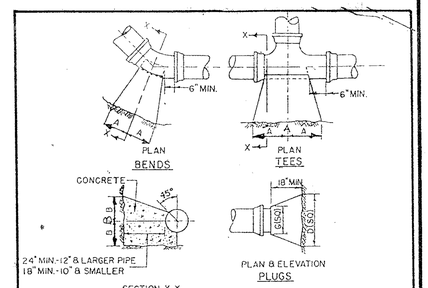

SIZE	1/4 BENDS		1/8 BENDS		1/16 BENDS		TEES		PLUGS	
	A	B	A	B	A	B	A	B	C	D
6"	20"	12"	11"	12"	7"	10"	12"	15"	10"	27"
8"	27"	15"	15"	16"	10"	12"	16"	19"	12"	35"
10"	30"	22"	18"	21"	12"	16"	20"	24"	14"	44"
12"	38"	28"	20"	26"	14"	19"	23"	30"	16"	52"
14"	43"	31"	24"	30"	16"	24"	28"	33"	18"	61"
16"	48"	36"	27"	35"	17"	28"	32"	38"	20"	70"

NOTE

BASED ON 150 PS.I STATIC PRESSURE PLUS A.W.W.A. WATER HAMMER. ALL BEARING SURFACES TO BE CARRIED TO UNDISTURBED GROUND.
THRUST BLOCKS SHALL BE CONCRETE.

THRUST BLOCKS

STANDARDS FOR

WATER AND WASTEWATER SYSTEMS

COUNTY OF PRINCE GEORGE
VIRGINIA

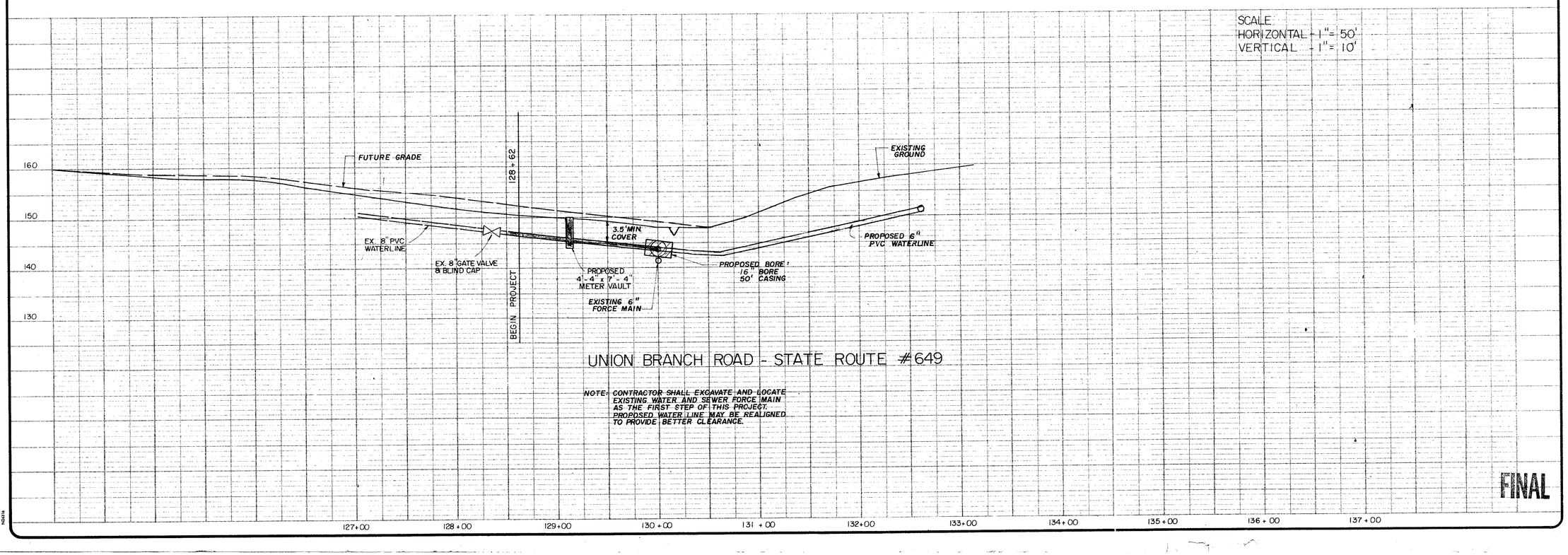

UNION BRANCH ROAD - STATE ROUTE #649

NOTE: CONTRACTOR SHALL EXCAVATE AND LOCATE EXISTING WATER AND SEWER FORCE MAIN AS THE FIRST STEP OF THIS PROJECT. PROPOSED WATER LINE MAY BE REALIGNED TO PROVIDE BETTER CLEARANCE.

FINAL

CHARLES C. TOWNES & ASSOCIATES, P.C.
Engineers, Planners, Land Surveyors
830 Southlake Boulevard, Suite C
Richmond, Virginia 23236
804-343-7371

COMMONWEALTH OF VIRGINIA
CHARLES E. TOWNES
REGISTRATION No.
10478
PROFESSIONAL ENGINEER

CEDARWOOD WATER
SECONDARY SOURCE CONNECTION
RIVES DISTRICT
PRINCE GEORGE COUNTY, VIRGINIA

PROFILES

REVISIONS	
DATE	ITEM
4/8/97	

DATE: DECEMBER 1, 1995
SCALE: AS SHOWN
DRAWN BY: RTT
CHECKED BY: CET
F.B. #:
SHEET #: 2 OF 2