NOTE: EXISTING BUILDING CURRENTLY BEING USED AS STORAGE

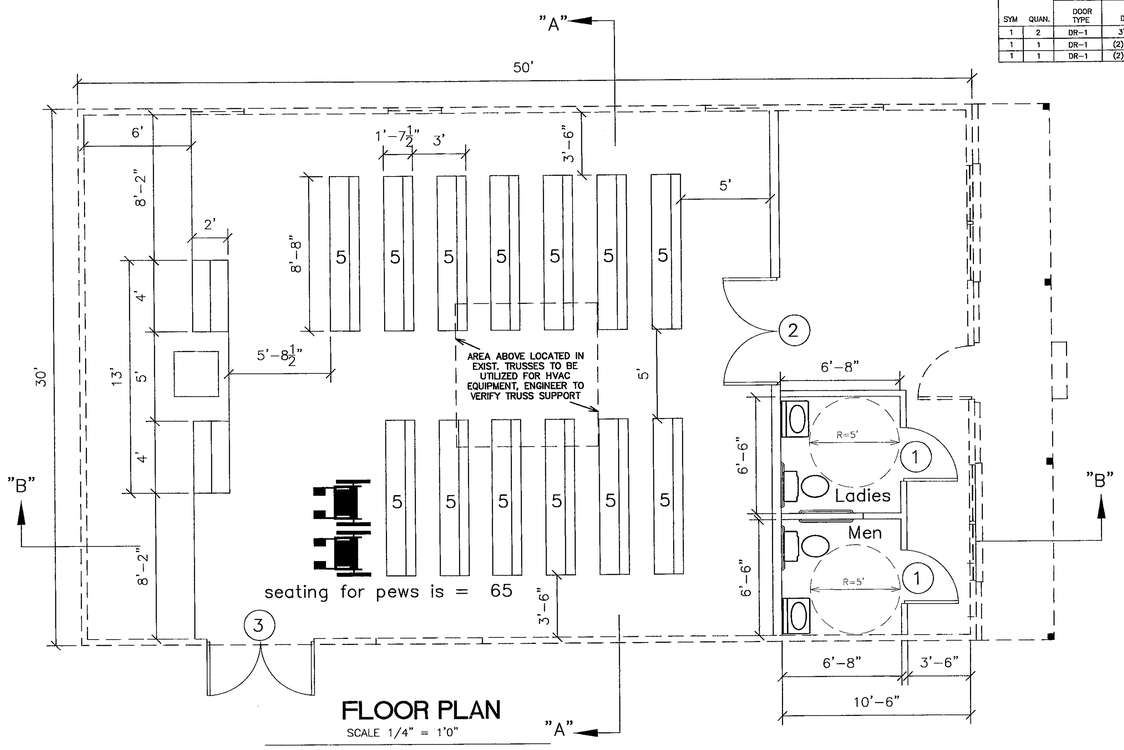

FLOOR PLAN
SCALE 1/4" = 1'0"

DOOR AND FRAME SCHEDULE

SYM	QUAN.	DOOR: DOOR TYPE	DOOR: DOOR SIZE	DOOR: MAT'L	DOOR: GRILLE OR U/C	DOOR: GLAZING	FRAME: FRAME TYPE	FRAME: DEPTH	FRAME: MAT'L	FRAME: THRES-HOLD TYPE	FRAME: FIRE RATING	FRAME: HARDWARE
1	2	DR-1	3'0" X 6'8"	WOOD	----	----	FR-1	5¾"	WOOD		20 MIN.	DS, HC
1	1	DR-1	(2)3'0" X 6'8"	WOOD	----	----	FR-1	5¾"	WOOD		20 MIN.	DS, HC
1	1	DR-1	(2)3'0" X 6'8"	METAL	----	----	FR-2	5¾"	METAL	TH-1	20 MIN.	CL, DS, WS, HC, PH

HARDWARE ABBREVIATIONS
CL = SELF CLOSER
DS = DOOR STOP
HC = HOLLOW CORE
PH = PANIC HARDWARE
WS = WEATHER STIP

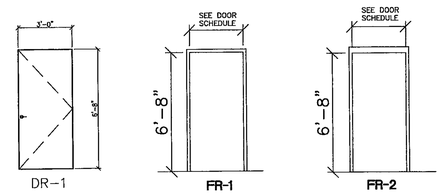

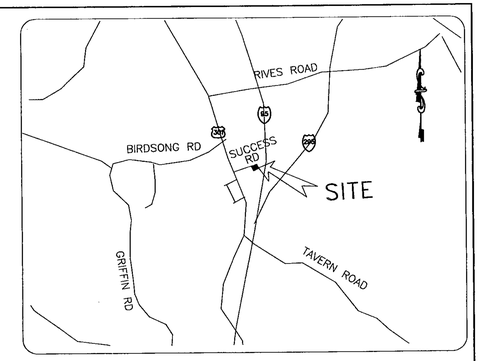

VICINITY MAP
SCALE 1" =2000'

DESIGN LOADS	TOTAL LOADS
SNOW:	30PSF(GROUND SNOW LOAD)
WIND:	90 PSF
FLOORS:	40 PSF

WOOD
1. LUMBER TO BE HEM FIR#2 OR EQUAL PROPERTIES
2. ALL WOOD CONTACT WITH EXTERIOR OR CONCRETE MASONRY TO BE PRESSURE TREATED
3. ALL PLYWOOD TO BE CDX AS FOLLOWS:
   FLOORS = 3/4"
   ROOF = 1/2"

TEMPORARY SHORING
1. THE TEMPORARY SUPPORT OF ALL EXISTING STRUCTURAL CONDITIONS DURING CONSTRUCTION, IS THE SOLE RESPONSIBILITY OF THE CONTRACTOR.

GENERAL
1. CONTRACTOR SHALL FIELD VERIFY ALL EXISTING CONDITIONS PRIOR TO CONSTRUCTION, AND MAKE ALL NECESSARY ADJUSTMENTS AS REQUIRED.

FRAMING SPECIFICATIONS

GENERAL:

A. NO BOWING STUDS
B. ALL SHEET ROCK BACKING IN PLACE.
C. SPACE FRAMED TO PROPER DIMENSIONS.
D. ALL CORNERS SQUARE AND STRAIGHT RUNS STRAIGHT.
E. ALL EXTERIOR SHEATHING BREAKING ON STUDS.
F. HEADERS SIZED APPROPRIATELY (PER CODE, APPROVED PLANS).
G. INTERIOR DOOR(S) ARE FRAMED TO PROPER DIMENSIONS (SEE PLANS).
H. PLATES CUT OUT CLEANLY AT INTERIOR DOORS.
I. JACKS NAILED INTO BOTTOM PLATE AT BOTH SIDES OF INTERIOR DOOR(S).
J. ALL BOTTOM PLATES NAILED INTO JOISTS TO PREVENT SQUEAKING.
K. FIREBLOCKING BETWEEN JOISTS AND BRIDGING AS NECESSARY.
L. DOUBLE UP BAND ON ALL WALLS WHERE JOISTS RUN PARALLEL TO BAND UNDER WALLS BEARING ROOF LOAD – DIMENSIONAL FRAMING ONLY.
M. HEADERS SPANNING OVER 4' TO HAVE 2 JACKS PER END. OVER 5' TO HAVE 3 JACKS, OVER 6' TO HAVE 4 JACKS, UNLESS NOTED OTHERWISE.

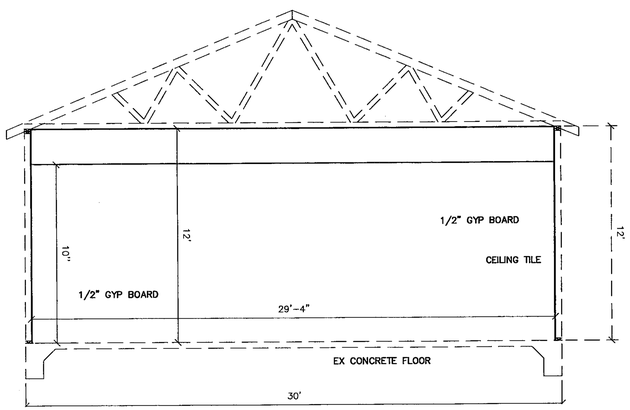

SECTION "A"
SCALE 1/4" = 1'0"

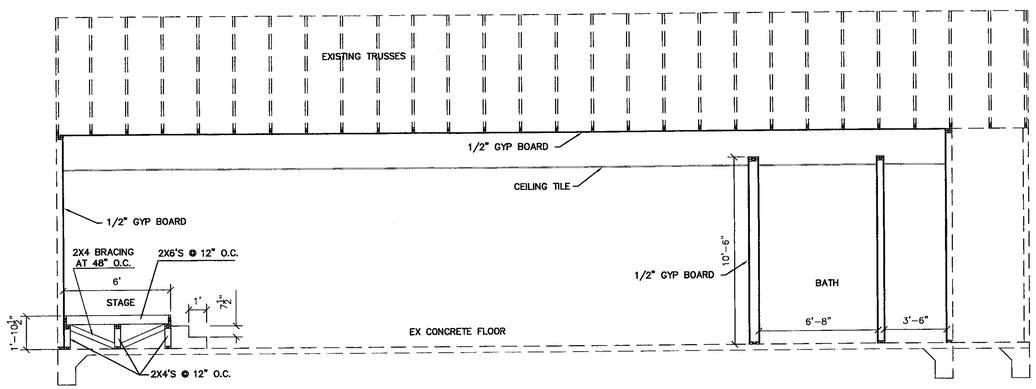

SECTION "B"
SCALE 1/4" = 1'0"

KEVIN L. FLOYD, P.E., L.S.
P.O. BOX 1178
Chesterfield, Virginia 23832
Phone : (804) 778-4518

KLF ENGINEERING SURVEYING

BREAD of LIFE
CHRISTIAN CHURCH
RIVES DISTRICT
PRINCE GEORGE COUNTY, VIRGINIA

BLDG PLAN AND SECTIONS

REVISIONS

DATE	ITEM

SCALE:	
CHKED BY:	R.J.D.
DRWN BY:	R.J.D.
DATE:	12/29/05
JOB NO.	09-16005

SHEET #
A1