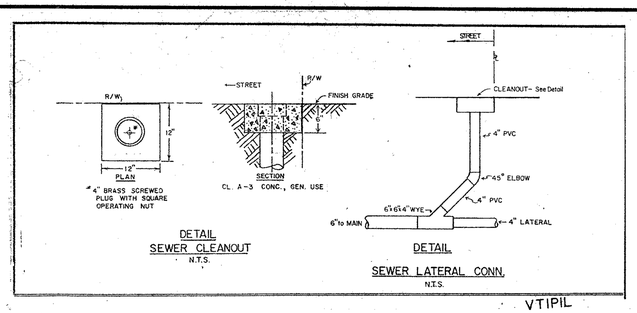

DETAIL
SEWER CLEANOUT
N.T.S.

DETAIL
SEWER LATERAL CONN.
N.T.S.

VTIPIL

SPECIAL NOTES

1.) USE OF HEIGHT ADJUSTMENT RINGS WILL NOT BE ALLOWED EXCEPT UNDER PAVED SURFACES, MAXIMUM OF ONE RING ALLOWED
2) A SMOOTH TRANSITION OR DROP MANHOLE MUST BE PROVIDED FOR EACH LATERAL ENTERING SANITARY MANHOLE
3) ALL MANHOLES IN UTILITY EASEMENTS TO BE MINIMUM OF 1' ABOVE GROUND LEVEL
4) THE WATER LINE EXTENSION WILL BE BUILT IN ACCORDANCE WITH THE APPROVED PRINCE GEORGE COUNTY SPECIFICATIONS.
5) FUTURE MANHOLE TOP ELEVATIONS WILL BE ACHIEVED BY REMOVING THE APPROPRIATELY SIZED RISER SECTIONS

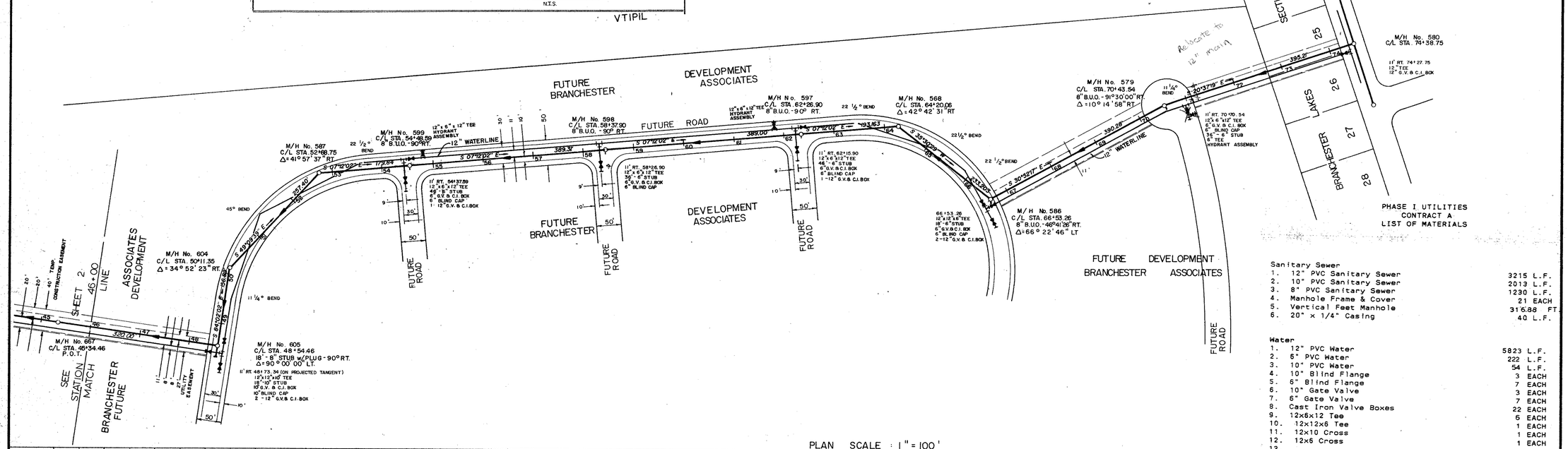

PHASE I UTILITIES
CONTRACT A
LIST OF MATERIALS

Sanitary Sewer

1.	12" PVC Sanitary Sewer	3215 L.F.
2.	10" PVC Sanitary Sewer	2013 L.F.
3.	8" PVC Sanitary Sewer	1230 L.F.
4.	Manhole Frame & Cover	21 EACH
5.	Vertical Feet Manhole	316.88 FT.
6.	20" x 1/4" Casing	40 L.F.

Water

1.	12" PVC Water	5823 L.F.
2.	6" PVC Water	222 L.F.
3.	10" PVC Water	54 L.F.
4.	10" Blind Flange	3 EACH
5.	6" Blind Flange	7 EACH
6.	10" Gate Valve	3 EACH
7.	6" Gate Valve	7 EACH
8.	Cast Iron Valve Boxes	22 EACH
9.	12x6x12 Tee	5 EACH
10.	12x12x6 Tee	1 EACH
11.	12x10 Cross	1 EACH
12.	12x6 Cross	1 EACH
13.		10 EACH
14.	12" Gate Valve	2 EACH
15.	12"-90° Bend	1 EACH
16.	12"x12" Tapping Sleeve	1 EACH
17.	6" Tee	1 EACH
18.	12" Tee	3 EACH
19.	Hydrant Assembly	4 EACH
20.	12"-11 1/4° Bend	5 EACH
21.	12"-22 1/2° Bend	1 EACH
22.	12"-45° Bend	1 EACH
23.	12"x 8" Cross	36 L.F.
24.	8" PVC Water	2 EACH
25.	8" Gate Valve	2 EACH
26.	8" Blind Flange	1 EACH
27.	12"x12"x10" Tee	

PLAN SCALE : 1" = 100'
PROFILE SCALE : HORIZONTAL : 1" = 100'
VERTICAL : 1" = 10'
>=50' Rt of C/L
<=50' Lt of C/L

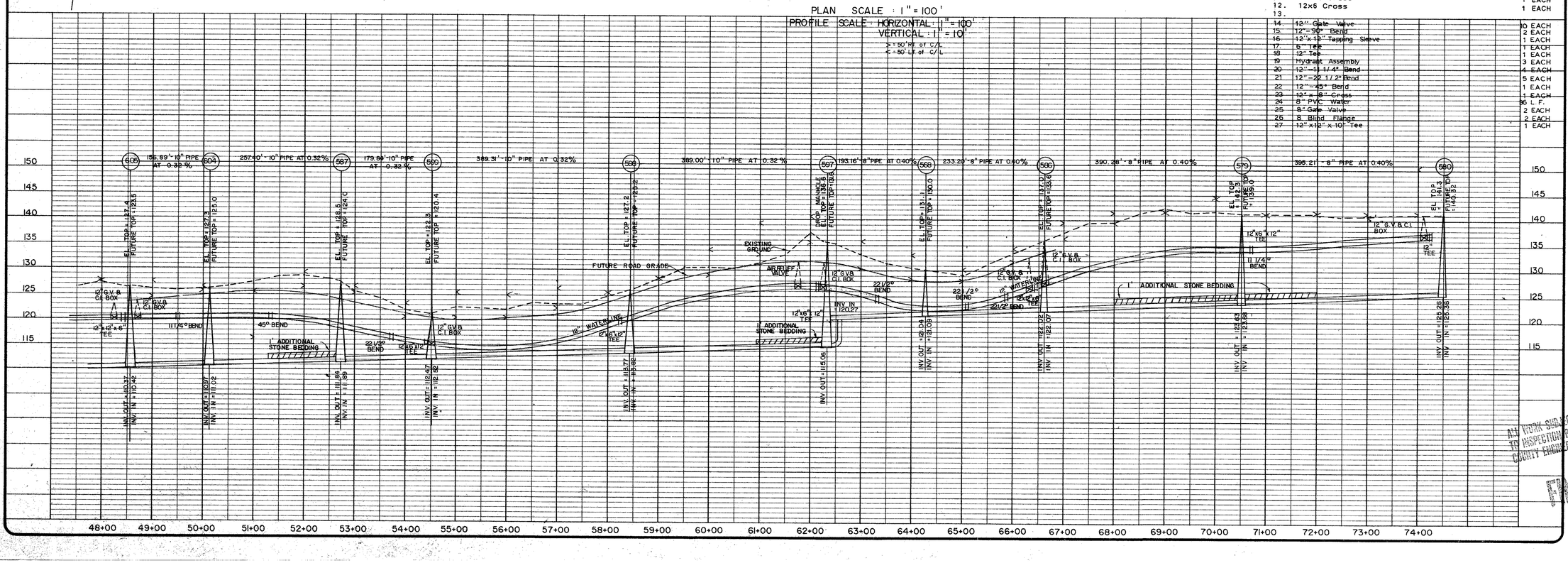

AS WORK SUBJECT TO INSPECTION BY COUNTY ENGINEER

CHARLES C. TOWNES & ASSOCIATES
Engineers, Planners, Land Surveyors
110 Norfolk Ave., P.O. Box 97
Colonial Heights, Va. 23834
804-526-6766

BRANCHESTER PHASE I BLAND PRINCE GEORGE
LAKES UTILITIES DISTRICT
COUNTY, VIRGINIA

PLAN and PROFILE

REVISIONS	
DATE	ITEM
July 2, 1987	
July 5, 1987	
Aug 4, 1987	
Aug 12, 1987	

DATE	01/04/87
SCALE	AS SHOWN
DRAWN BY	RCE HJH
CHECKED BY	CET
F.B. #	8717 P. 1
SHEET #	3 of 10