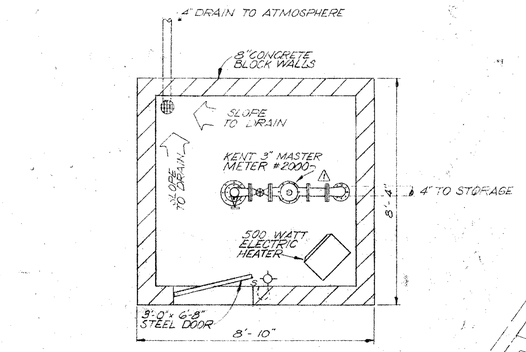

WELL HOUSE - PLAN VIEW
SCALE 3/8" = 1'-0"

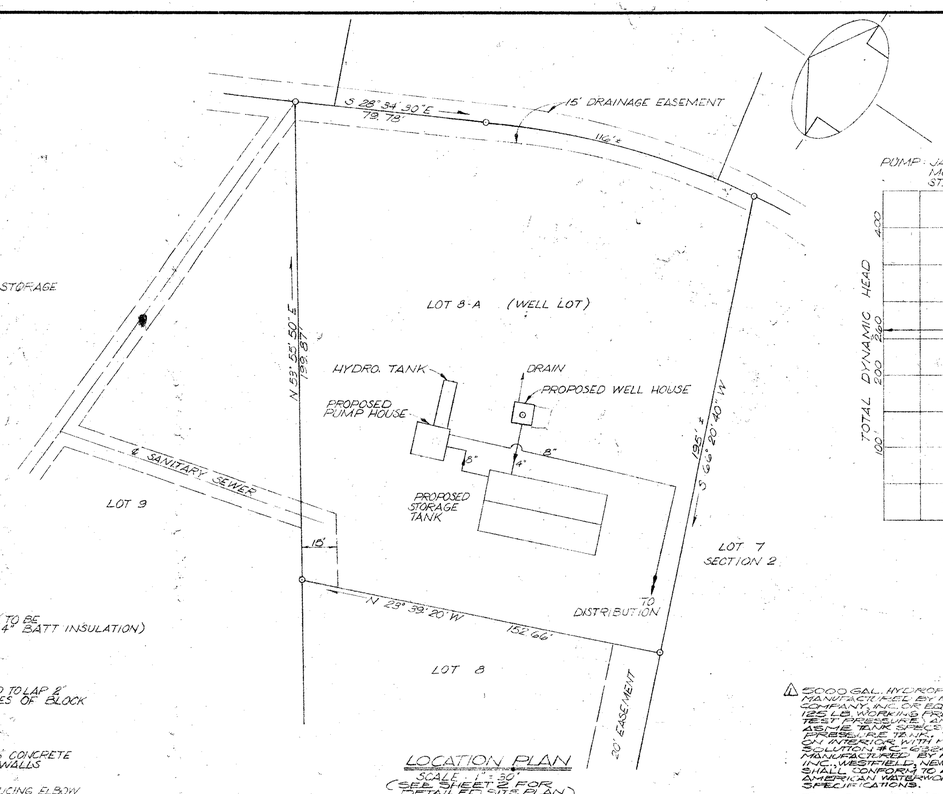

LOCATION PLAN
SCALE 1" = 30'
(SEE SHEET 2 FOR DETAILED SITE PLAN)

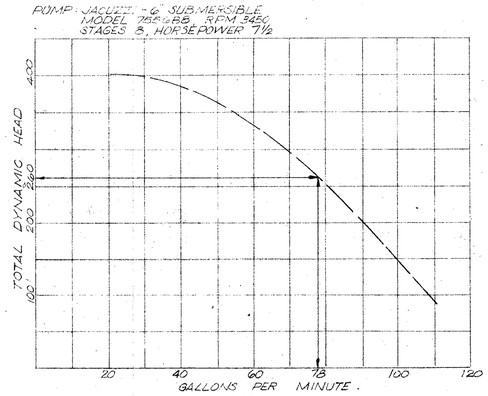

WELL PUMP CURVE

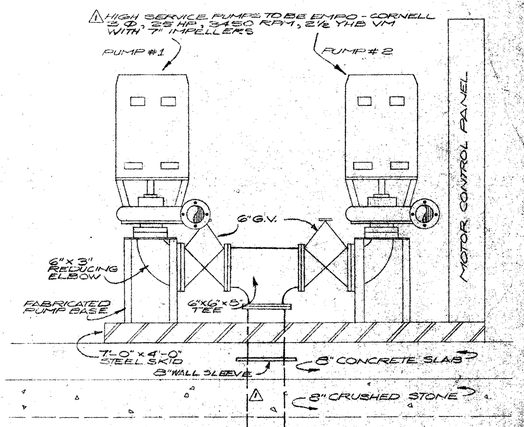

PUMP HOUSE - SECTION A-A
SCALE 3/4" = 1'-0"

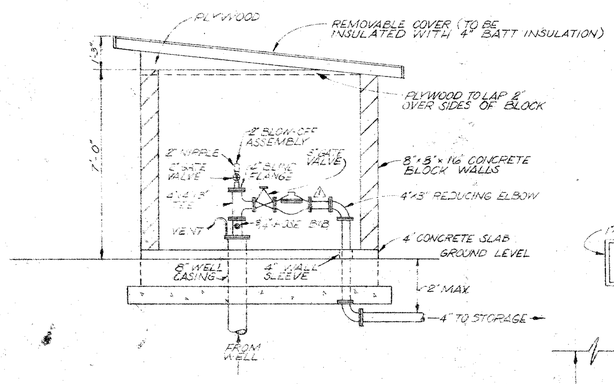

WELL HOUSE - SIDE VIEW
SCALE 3/8" = 1'-0"

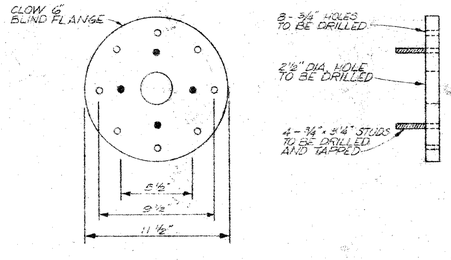

ADAPTOR FLANGE
SCALE 3/16" = 1"

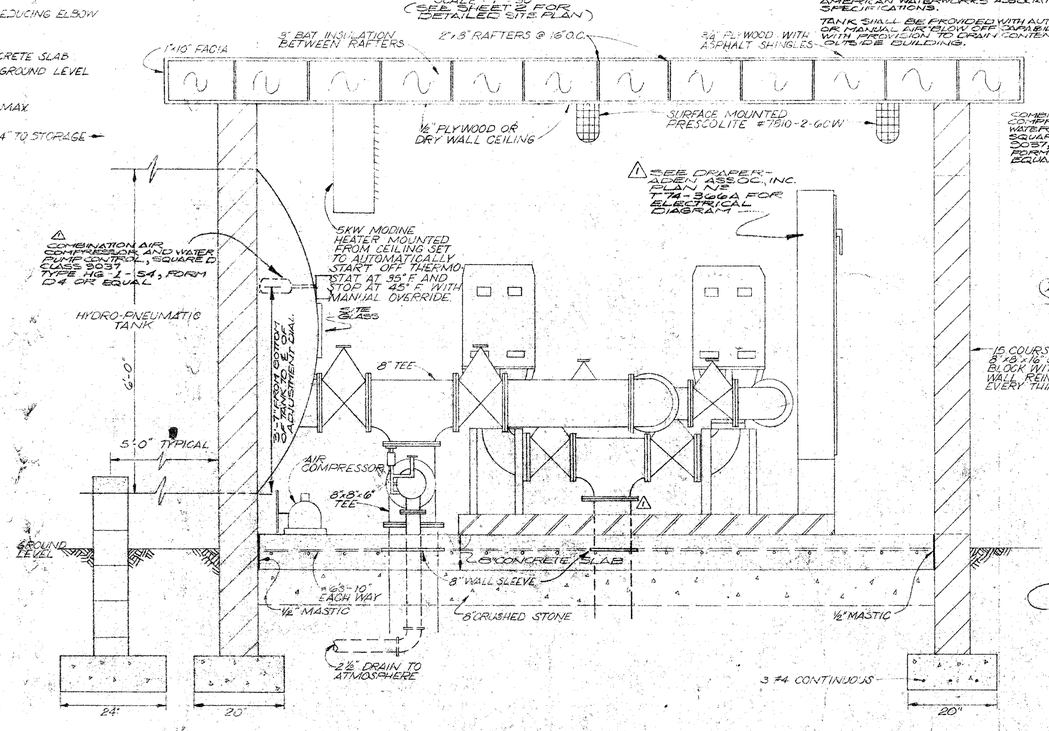

PUMP HOUSE - SIDE VIEW
SCALE 3/4" = 1'-0"

△ 5000 GAL. HYDROPNEUMATIC TANK AS MANUFACTURED BY RICHMOND ENGINEERING COMPANY, INC. OR EQUAL. TANK SHALL BE OF TEST PRESSURE 150 PSI, WORKING PRESSURE 125 PSI. TANK TO BE WORKING PRESSURE 75 PSI. TANK SHALL BE CONSTRUCTED WITH OUTSIDE BITUMASTIC TANK SOLUTION #5 CONTROL, AS MANUFACTURED BY RICHMOND COMPANY INC. WESTFIELD, NEW JERSEY. TANK SHALL CONFORM TO ALL APPLICABLE AMERICAN WATER WORKS ASSOCIATION SPECIFICATIONS.

TANK SHALL BE PROVIDED WITH AUTOMATIC OR MANUAL AIR PRESSURE CONTROL AND WITH PROVISION TO DRAIN CONTENTS TO OUTSIDE BUILDING.

△ COMBINATION AIR COMPRESSOR AND WATER PUMP CONTROL, SQUARE D CLASS 9037, TYPE HS 1-54, FORM D4 OR EQUAL

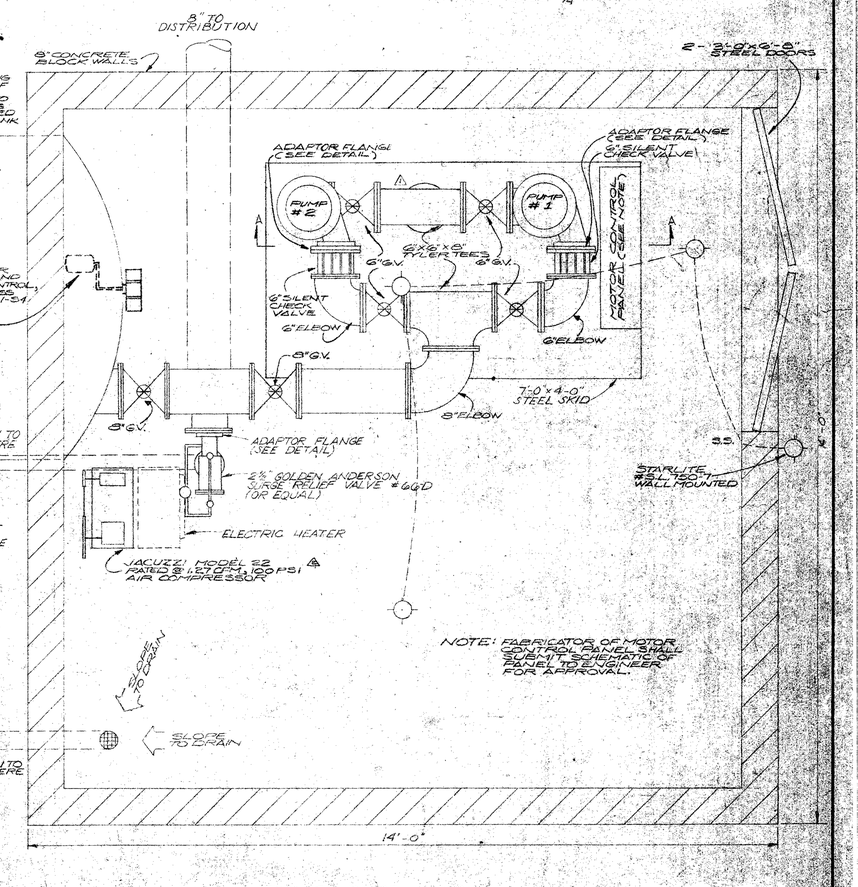

NOTE: FABRICATOR OF MOTOR CONTROL PANEL SHALL SUBMIT SCHEMATIC OF PANEL TO ENGINEER FOR APPROVAL.

PUMP HOUSE - PLAN VIEW
SCALE 3/4" = 1'-0"

DRAPER – ADEN ASSOCIATES, INC. ENGINEERS · SURVEYORS · PLANNERS BLACKSBURG, VIRGINIA	DESIGNED WAA DRAWN JNL CHECKED WAA DATE OCTOBER 13, 1975	WATER STORAGE FACILITIES BEECHWOOD MANOR SUBDIVISION – HOPEWELL, VIRGINIA	REVISIONS: △ 27 FEBRUARY 1976 ▲ 1 APRIL 1976	SCALE: AS SHOWN PLAN Nº T-74-366	SHEET 4 OF 4

SOUTHERN PHOTO PRINT OF VIRGINIA