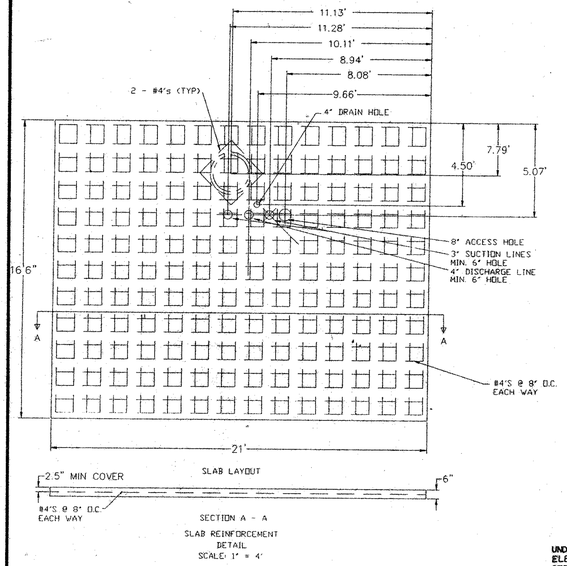

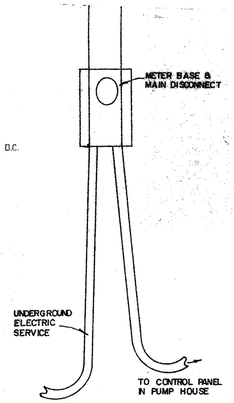

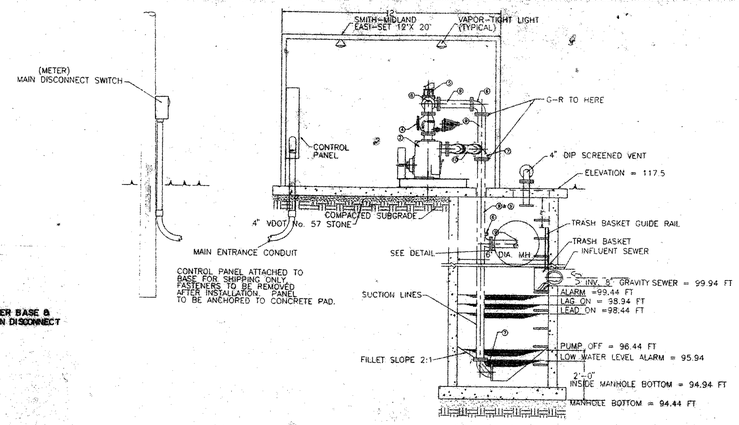

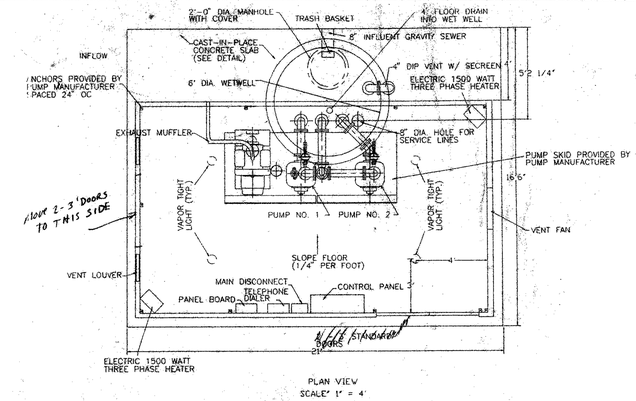

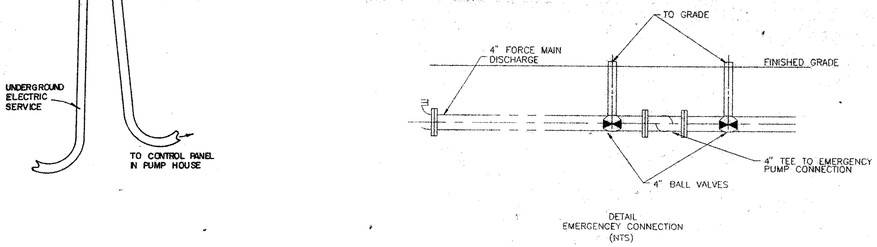

DETAIL
EMERGENCEY CONNECTION
(NTS)

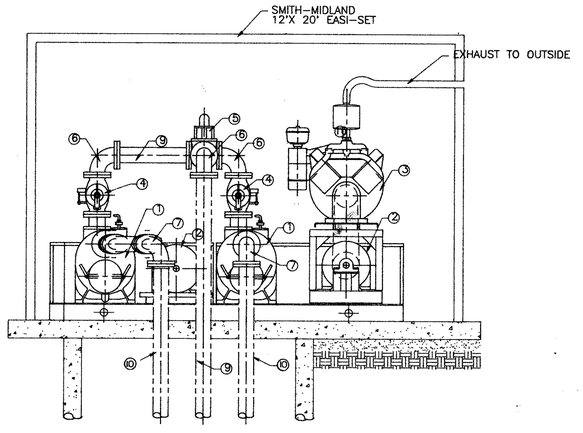

REAR LAYOUT
SCALE: 1"=4'

DESCRIPTION OF MATERIALS

ITEM	DESCRIPTION
1	GORMAN-RUPP T3A3-B SUCTION LIFT PUMP
2	10 HP MOTOR (PROVIDED BY PUMP MANUFACTURER
3	WISCONSIN LPG 10 HP BACKUP ENGINE (PROVIDED BY PUMP MANUFACTURER)
4	4" CHECK VALVE (PROVIDED BY PUMP MANUFACTURER)
5	4" PLUG VALVE (PROVIDED BY PUMP MANUFACTURER)
6	4" 90 DEGREE FLANGED ELBOW
7	3" X 4" 90 DEGREE FLANGED REDUCING ELBOW
8	4" X 6" 90 DEGREE FLANGED REDUCING ELBOW
9	4" FLANGED D.I. PIPE
10	3" FLANGED D.I. PIPE
11	4" FLANGED/PLAIN-END D.I. PIPE
12	4" D.I. PIPE (CLASS 52)

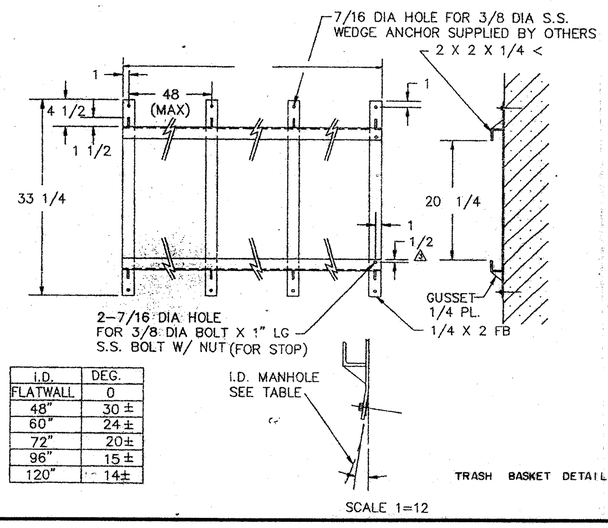

I.D. FLATWALL	DEG.
48"	30 ±
60"	24 ±
72"	20±
96"	15 ±
120"	14±

SCALE 1=12

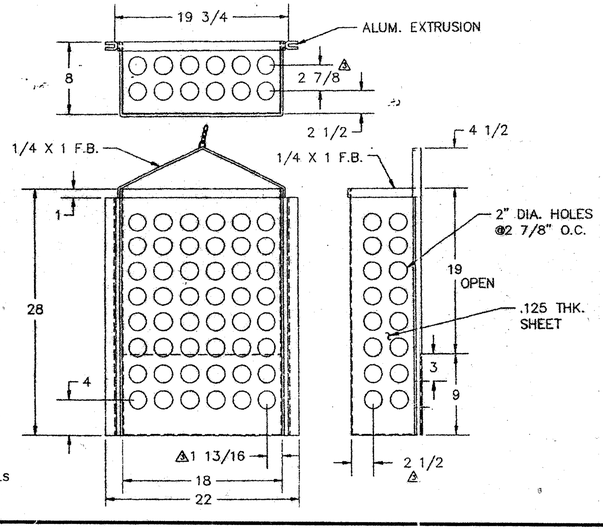

TRASH BASKET DETAILS

This drawing and the design shown is the property of Charles C. Townes & Associates, the reproduction, copying, or other use of this drawing without their written consent is prohibited and any infringement will be subject to legal action.

© 1991
Charles C. Townes & Associates

CHARLES C. TOWNES & ASSOCIATES
Engineers, Planners, Land Surveyors
9842 Lori Road, Suite 201
Chesterfield, VA 23832
(804) 748-9011

COMMONWEALTH OF VIRGINIA
JEFFREY T. COLLINS
No. 013001
PROFESSIONAL ENGINEER

BAXTER RIDGE PUMP STATION
RIVES DISTRICT
PRINCE GEORGE COUNTY, VIRGINA

DETAILS

REVISIONS

DATE	ITEM
7/10/96	
8/7/96	

DATE
APRIL 4, 1996

SCALE
AS SHOWN

DRAWN BY
KTN

CHECKED BY
JTC

F.B. #

SHEET #
PS-4

FINAL