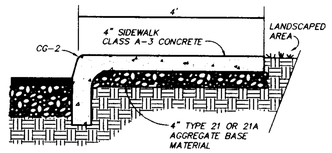

1 CG-2 CURB & SIDEWALK
N.T.S.

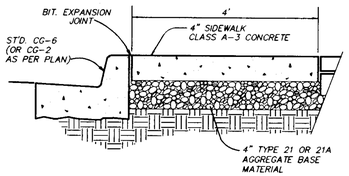

CG-6 CURB & SIDEWALK
N.T.S.

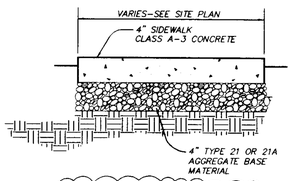

1 SIDEWALK DETAIL
N.T.S.

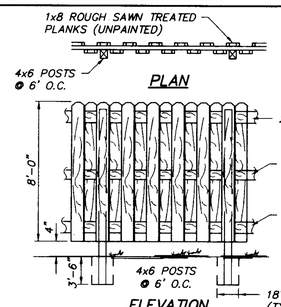

1 WOOD SCREENING FENCE @ TRASH COMPACTOR AREA

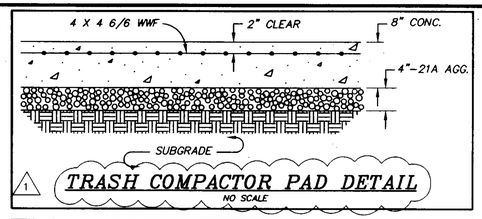

1 TRASH COMPACTOR PAD DETAIL
NO SCALE

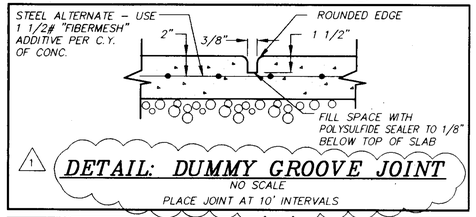

1 DETAIL: DUMMY GROOVE JOINT
NO SCALE
PLACE JOINT AT 10' INTERVALS

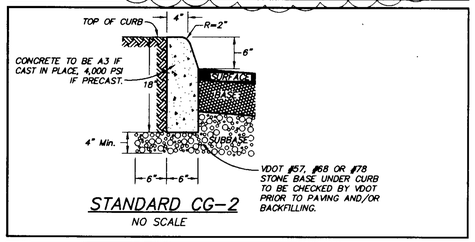

STANDARD CG-2
NO SCALE

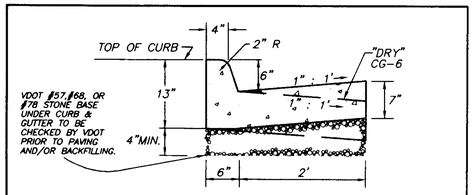

VDOT STANDARD CG-6
NO SCALE

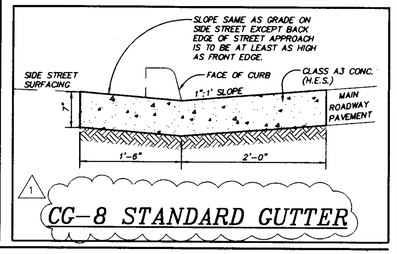

1 CG-8 STANDARD GUTTER

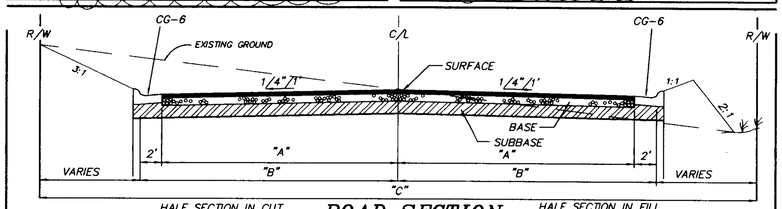

ROAD SECTION
ROADS "B", "C", AND "D"

3

ROAD CLASSIFICATIONS

ROAD STA. TO STA.	VPD	CATEGORY	PAVEMENT DESIGN ① ② SUBBASE	BASE	SURFACE	"A" PVM'T. WIDTH (C/L - E/P)	"B" C/L - F/C	"C" R/W WIDTH
ROAD C STA. 35+20 TO STA. 38+00	240	II		6" 21-B	2" SM-2A	10'	12'	50'
ROAD D STA. 16+00 TO STA. 22+50	960	III	6" 21-B	3" BM-2	1 1/2" SM-2A	10'	12'	50'
ROAD D STA. 10+00 TO STA. 16+00	1560	IV	8" 21-B	3" BM-2	1 1/2" SM-2A	10'	12'	50'
ROAD C STA. 13+75 TO STA. 17+50	1800	IV	8" 21-B	3" BM-2	1 1/2" SM-2A	10'	12'	50'
ROAD C STA. 17+50 TO STA. 18+21	1960	IV	8" 21-B	3" BM-2	1 1/2" SM-2A	10'	12'	50'
ROAD B STA. 10+00 TO STA. 14+00	3760	V	8" 21-B	3" BM-2	2 1/2" SM-2A	13'	15'	50'

① MINIMUM PAVEMENT DESIGN IS BASED ON A MINIMUM CBR VALUE OF 8. PAVEMENT DESIGN MAY BE REVISED DUE TO SOIL CONDITIONS AT TIME OF CONSTRUCTION.
② A TACK COAT SHALL BE APPLIED BETWEEN THE AGGREGATE BASE AND ASPHALT COURSES IN ACCORDANCE WITH V.D.O.T. STANDARDS.

ROAD PAVING DESIGN

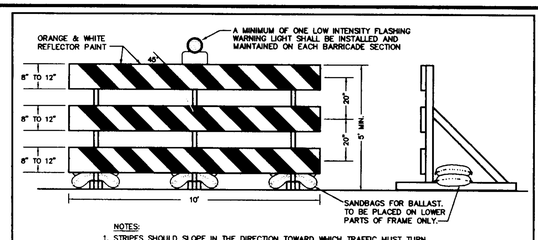

NOTES:
1. STRIPES SHOULD SLOPE IN THE DIRECTION TOWARD WHICH TRAFFIC MUST TURN. STRIPING MAY SLOPE DOWNWARD IN BOTH DIRECTIONS FROM THE CENTER OF THE BARRICADE WHERE BOTH LEFT AND RIGHT TURNS ARE PROVIDED FOR.
2. BARRICADE TO BE CONSTRUCTED OF LIGHTWEIGHT MATERIALS.
3. THE CONTRACTOR SHALL BE RESPONSIBLE CLOSURE OF MOVABLE SECTIONS AT THE END OF EACH WORKING DAY.
4. ONLY THE NAME AND PHONE NUMBER OF THE CONTRACTOR OR SUPPLIER MAY BE SHOWN, ON THE NONREFLECTIVE SURFACE OF THE FACE PART OF THE BARRICADE, FOR INDENTIFICATION.

TYPE III BARRICADE
DIMENSIONS FOR LUMBER ARE NOMINAL

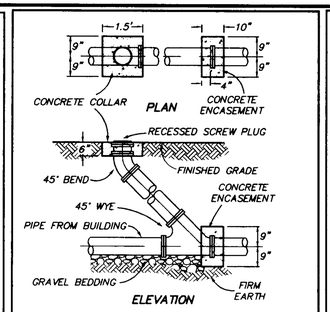

SANITARY SEWER CLEANOUT
NO SCALE

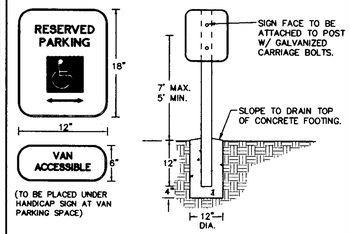

HANDICAP SIGN

NOTE:
HANDICAP SPACES FOR PHYSICALLY HANDICAPPED PERSONS SHALL BE IDENTIFIED BY ABOVE GRADE SIGNS STATING: "RESERVED PARKING". PROVIDE ONE (1) R-7-8 SIGN AT EACH HANDICAP PARKING SPACE AS INDICATED ON THE SITE PLAN ON EITHER A FACING WALL OR ON A 1-1/2" DIAMETER STEEL POST PAINTED BLACK SET IN A 12" CONCRETE FOOTING AS SHOWN IN THE DETAIL ABOVE. THE SIGN WILL BE ALUMINUM (PAINTED WHITE) WITH GREEN LETTERS AND THE INTERNATIONAL WHEELCHAIR SYMBOL. THE CENTER OF THE SIGN SHALL BE AT LEAST FIVE (5) FEET ABOVE GRADE, BUT NO HIGHER THAN SEVEN (7) FEET ABOVE GRADE. TYPICAL ACCESSIBLE SIGNS SHALL CONFORM TO A.D.A. REQUIREMENTS

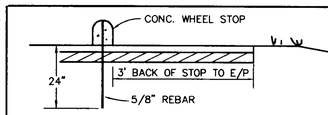

WHEEL STOP ANCHOR DETAIL
NO SCALE

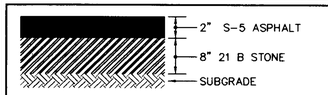

TYPICAL PARKING LOT PAVEMENT
NO SCALE

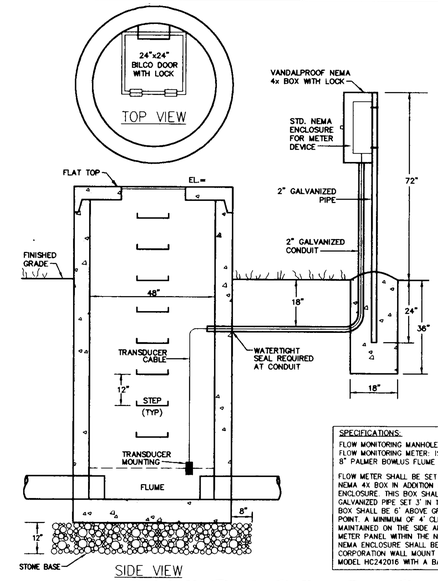

SPECIFICATIONS:
FLOW MONITORING MANHOLE: 48" DIA.
FLOW MONITORING METER: ISCO 4210 ULTRASONIC 8" PALMER BOWLUS FLUME

FLOW METER SHALL BE SET IN A VANDAL-PROOF NEMA 4X BOX IN ADDITION TO ITS STANDARD NEMA ENCLOSURE. THIS BOX SHALL BE MOUNTED ON A 2" GALVANIZED PIPE SET 3' IN THE GROUND IN CONCRETE. BOX SHALL BE 6' ABOVE GRADE AT ITS TOP MOST POINT. A MINIMUM OF 4' CLEARANCE SHALL BE MAINTAINED ON THE SIDE AND FRONT OF THE FLOW METER PANEL WITHIN THE NEMA ENCLOSURE. THE NEMA ENCLOSURE SHALL BE EQUIVALENT TO A QUBE CORPORATION WALL MOUNT NEMA 4X ENCLOSURE MODEL HC242016 WITH A BACK PANEL 21"x17".

1 MONITORING MANHOLE DETAIL
N.T.S.

WASTEWATER AVAILABILITY FEES WILL HAVE TO BE PAID PRIOR TO THE ISSUANCE OF A BUILDING PERMIT. WASTEWATER CHARGES WILL BE BASED ON A TOTAL FLOW INDICATED AT THE WASTEWATER FLOW METER AND THE NUMBER OF MINIMUMS THAT HAVE BEEN CONSTRUCTED.

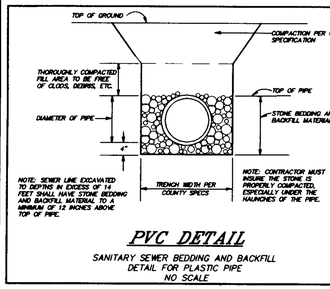

PVC DETAIL
SANITARY SEWER BEDDING AND BACKFILL
DETAIL FOR PLASTIC PIPE
NO SCALE

Specifications:

Charge Box Capacity		
[Mfrs. Rating]	1.50 cy	1.15 m³
WASTEC Rating]	1.12 cy	0.86 m³
Total Capacity	.30 cy	.23 m³
Clear Top Opening	29" L X 60" W	737mm x 1524mm

Performance Characteristics:

Entire Unit is Totally UL Listed		
Cycle Time	.37 s	.37 s
Total Normal Force	36,300 lb	161 kN
Total Maximum Force	45,200 lb	201 kN
Normal Ram		
Face Pressure	20.9 psi	144 kPa
Maximum Ram		
Face Pressure	26.0 psi	179 kPa
Ram Penetration	12"	305 mm

Electrical Equipment:

Electric Motor		
3/60/230-460	10 hp	7.5 kW
Electric Control Voltage	120 VAC	120 VAC

UL Labeled Panel Box: Type NEMA 3R, All Circuits Fused
3 Button Controls: Keylock/Start/Mushroom Stop/Reverse

Hydraulic Equipment:

Hydraulic Pump	10 gpm	38 L/min
Normal Pressure	1850 psi	13 mPa
Maximum Pressure	2300 psi	16 mPa
Hydraulic Cylinder Bore	5"	127 mm
Hydraulic Cylinder Rod	2.5"	64 mm

Marathon's Patented
"CYCON Cyclic Control System
Standard on RJ-100SC
Compactor/Containers. Features
CYCON Life Extender
- Reduces overall maintenance, usually eliminating all hydraulic component failures.
- Extends hydraulic component life, usually by 3 times or more.
- Automatically compensates for hydraulic system wear, component deterioration and fluid viscosity changes in the entire compactor.
- Maintains a nearly constant operation.
- Avoids performance degradation caused by the system's operation at minimum pressure levels (except when actually packing refuse).
- More accurate Advanced Warning to Container Full options.
- Dramatically improved cold weather performance.

Visit our web site: www.marathon-equipment.com

MARATHON DOVER EQUIPMENT COMPANY
MARATHON EQUIPMENT COMPANY
P.O. Box 1798 • Vernon, AL 35592-1798 USA • (205) 695-9105 fax (205) 695-7250 1-800-633-4974
130 Hwy 338 • Yerington, NV 89447 USA • (702) 463-4000 fax (702) 463-4531 1-800-424-5724
901 Industrial Park Rd. • Chesterfield, IN 46030 USA • (814) 765-0200 fax (814) 765-2072 1-800-832-7062
130 Bridgeland Ave. • Unit 210 • Toronto, Ontario • Canada • M6A 1Z4 fax (514) 785-2072 1-514-783-0300
Pictures in this literature are illustrative only. Specifications are subject to change without notice in order to accommodate improvements to the equipment. Certified in compliance with ANSI Z245.2, all OSHA standards, and certified under WASTEC's Compactor Certification Program. Products must be used with safe practice and in accordance with land regulations and standards
MP-10RJ-9/97 ©1993 Marathon Equipment Company Printed on recycled paper in the USA

RAMJET RJ-100SC Compactor/Container



A	B	C	D	E	Weight
4'-1 5/8" 1260mm	2'-7 3/8" 797mm	6'-10 3/8" 2092mm	22'-10" 6960mm	8'-8" 2642mm	9,900 lbs. 4491 kg.

Marathon's **Remote Power Pack**, separate from the compactor/container, remains free of damage caused during hauling to and from disposal sites and free of problems caused by landfill dust. There are no electrical connections to "make" or "break"-- two, simple-to-use, hydraulic quick disconnects couple power unit to packing head. **Weather Cover** and the **UL & CSA Rated Panel Box Assembly** are standard equipment.

The **"P" Seal** is custom designed for Marathon's compaction containers and also aids in liquid retention. Extruded from special compounds, the "P" Seal provides superior resistance to oils and chemicals. The mounting is engineered to permit quick and easy seal installation when replacement is necessary. No field fitting, cutting or welding is required and Marathon supplies a **full door seal** as standard equipment.

Doors have Marathon's patented **Double Hinges** with bronze bushings that assure liquid retention by providing uniform seal compression without seal "scrubbing" and damage. Each RJ100SC is factory tested for water tightness. The Double Hinge also saves expensive driver and truck time because only one easy-to-operate ratchet makes it work!

The **Qwik Clean Tank®** with the exclusive **Trash Check™** feature, funnels any liquid seepage during compaction into an enclosed area underneath the charge box floor. The liquid is automatically discharged at the disposal site, in effect flushing the container and the area behind the ram. The 12" high sump holds 650 gallons of liquid and is designed to provide easier hook access for roll-off drivers.



Authorized Distributor:

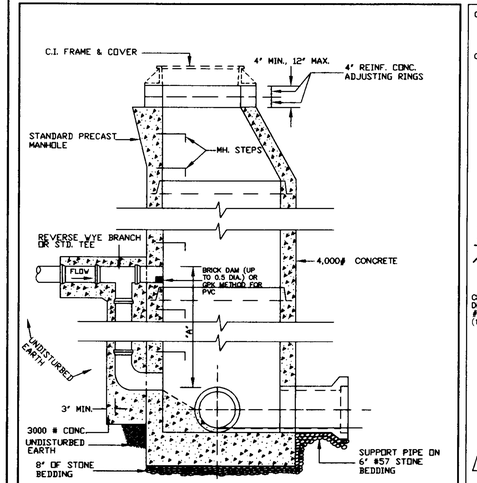

NOTE: WHERE "A" DISTANCE IS LESS THAN 2'-0" THE INCOMING SEWER SHALL BE LOWERED SO THAT THE TOP OF THE INCOMING SEWER IS NOT MORE THAN 6' ABOVE TOP OF THE OUTGOING SEWER.
WHERE "A" IS GREATER THAN 2'-0" USE STD. DROP CONNECTION.
CONC. ENCASEMENT MAY BE ELIMINATED IF D.I. PIPE AND FITTING ARE USED FOR DROP CONNECTION.

1 STANDARD DROP CONNECTION

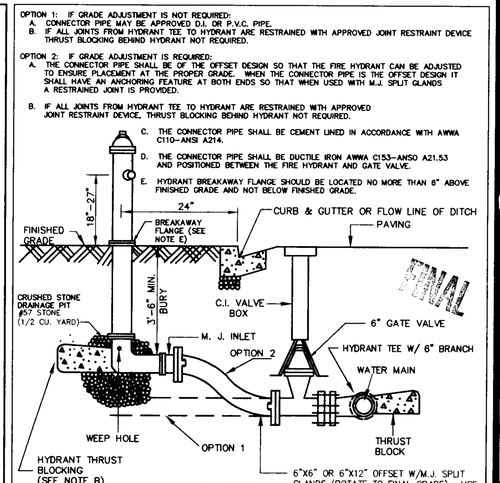

CAUTION: DO NOT BLOCK WEEP HOLE WITH CONCRETE, PLACE STONE OVER WEEP HOLE AREA.

1 TYPICAL FIRE HYDRANT DETAIL

THIS DRAWING PREPARED AT THE PRINCE GEORGE OFFICE

COMMONWEALTH OF VIRGINIA
DERRICK A. JOHNSON
No. 24761
7-7-98
PROFESSIONAL ENGINEER

CORPORATE HEADQUARTERS
4801 CONTRACTORS WAY
RICHMOND, CHESTERFIELD, VA 23234
TELEPHONE: (804) 794-3500
FAX: (804) 794-7839

HENRICO OFFICE
4804 STARKEY WALL ROAD
RICHMOND, HENRICO, VA 23231
TELEPHONE: (804) 282-7596
FAX: (804) 288-7219

PRINCE GEORGE OFFICE
4411 CROSSINGS BLVD
PRINCE GEORGE, VA 23875-1455
TELEPHONE: (804) 748-8370
FAX: (804) 731-0788

HANOVER OFFICE
6001 MECHANICSVILLE TURNPIKE
MECHANICSVILLE, VIRGINIA 23111-4652
TELEPHONE: (804) 559-4250
FAX: (804) 559-4523

DATE	REVISION DESCRIPTION
6-18-98	1 COUNTY, VDOT, VHDA, & OWNER COMMENTS
7-7-98	2 ENGINEER'S REVISIONS

TIMMONS Founded 1953

ENGINEERS * SURVEYORS * LANDSCAPE ARCHITECTS * ENVIRONMENTAL SCIENTISTS * GEOGRAPHIC INFORMATION SYSTEMS CONSULTANTS * CONSTRUCTION MANAGERS

BAILEY'S RIDGE APARTMENTS

BLAND DISTRICT • PRINCE GEORGE COUNTY, VIRGINIA

NOTES, DETAILS & TYPICAL SECTIONS

DATE	3-19-98
DRAWN BY	L.R.G.
DESIGNED BY	L.R.G.
CHECKED BY	D.A.J.
SCALE	NONE
JOB NO.	17139
SHEET NO.	C-2

These plans and associated documents are the exclusive property of TIMMONS and may not be reproduced in whole or in part and shall not be used for any purpose whatsoever, including, but not limited to construction, bidding, and/or construction staking without the express written consent of TIMMONS.